



# WEST SHORE RCMP

*West Shore RCMP would like to acknowledge that today we are on the Traditional Territories of the Lekwungen Speaking people, the Songhees and Esquimalt First Nations, where we live, work, play and learn.*



# Results from 2021 Census



## Current 2023 Projected Population

- West Shore: 96,653
- Langford: 51,464
- Colwood: 21,117
- View Royal: 12,788
- Metchosin: 5,142
- Provincial: 6,142

*2023 Population figures are projections & calculated by E Division Data Analysis Unit. A running average is calculated by using the previous 5 years of population data (2018-2022) & the 2023 population is an estimate.*

# 2023 Population vs. Police

## West Shore RCMP

Population: 96,653  
File Count: 26,618 , 17% increase in files from 22,776 files in 2022.  
Officers: 110  
Municipal Staff: 35  
**Crime Severity Index:** 62.83 in 2021, 52.52 in 2022

## Victoria Police

Population: 115,925  
File Count: 33,116 , 5.2 % decrease in files from 34,939 files in 2022.  
Officers: 241  
Municipal Staff: 106  
**Crime Severity Index:** 73.01 in 2021, 74.99 in 2022

## Saanich Police

Population: 127,183  
File Count: 24,910 in 2023, 2% increase from 24,534 files in 2022  
Officers: 185  
Municipal Staff: 59  
**Crime Severity Index:** 47.50 in 2021, 51.32 in 2022

## Nanaimo RCMP

Population: 121,474  
File Count: 45,321 in 2023, 1% decrease to 45,321 files in 2022  
Officers: 151  
Municipal Staff: 65  
**Crime Severity Index:** 132.63 in 2021, 140.26 in 2022

# BREAKDOWN OF CRIME SEVERITY INDEX – WEST SHORE

The Crime Severity Index (CSI) takes into account both the volume & the seriousness of crime. The index is calculated with weight assigned to each offence that are derived from average sentences handed down by criminal courts. The more serious the average sentence, the higher the weight for that offence. As a result, more serious offences have greater impact on changes in the index. All criminal code offences are included in this index. The CSI compliments two other measures of crime: the police reported crime rate, which measures volume of crime & the victimization survey data, which measure Canadians’ experiences of crime.

## Crime Severity Index: 2022 (2023 data not available)

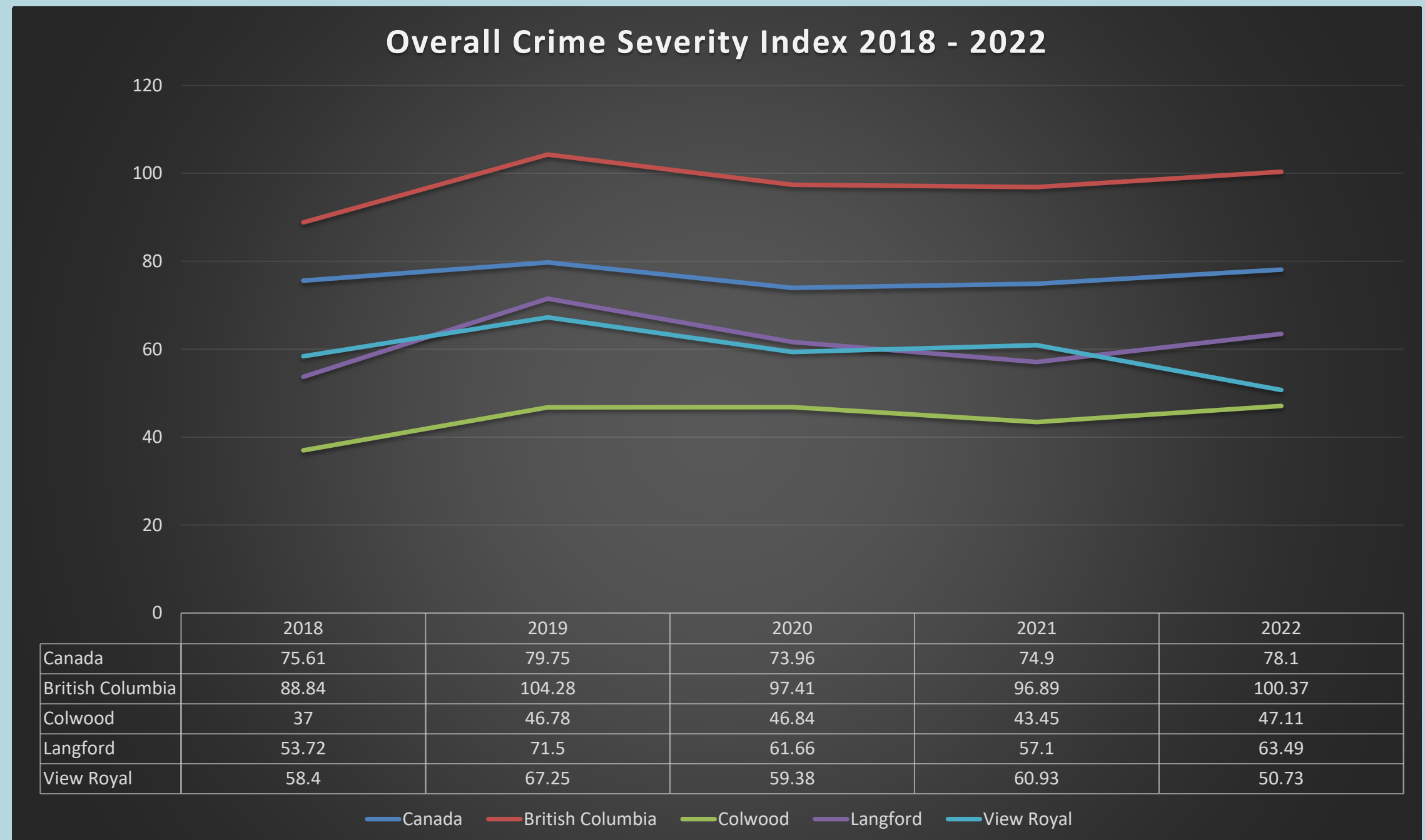
West Shore Overall: **62.83 in 2021, 52.52 in 2022**

Victoria: **73.01 in 2021, 74.99 in 2022**

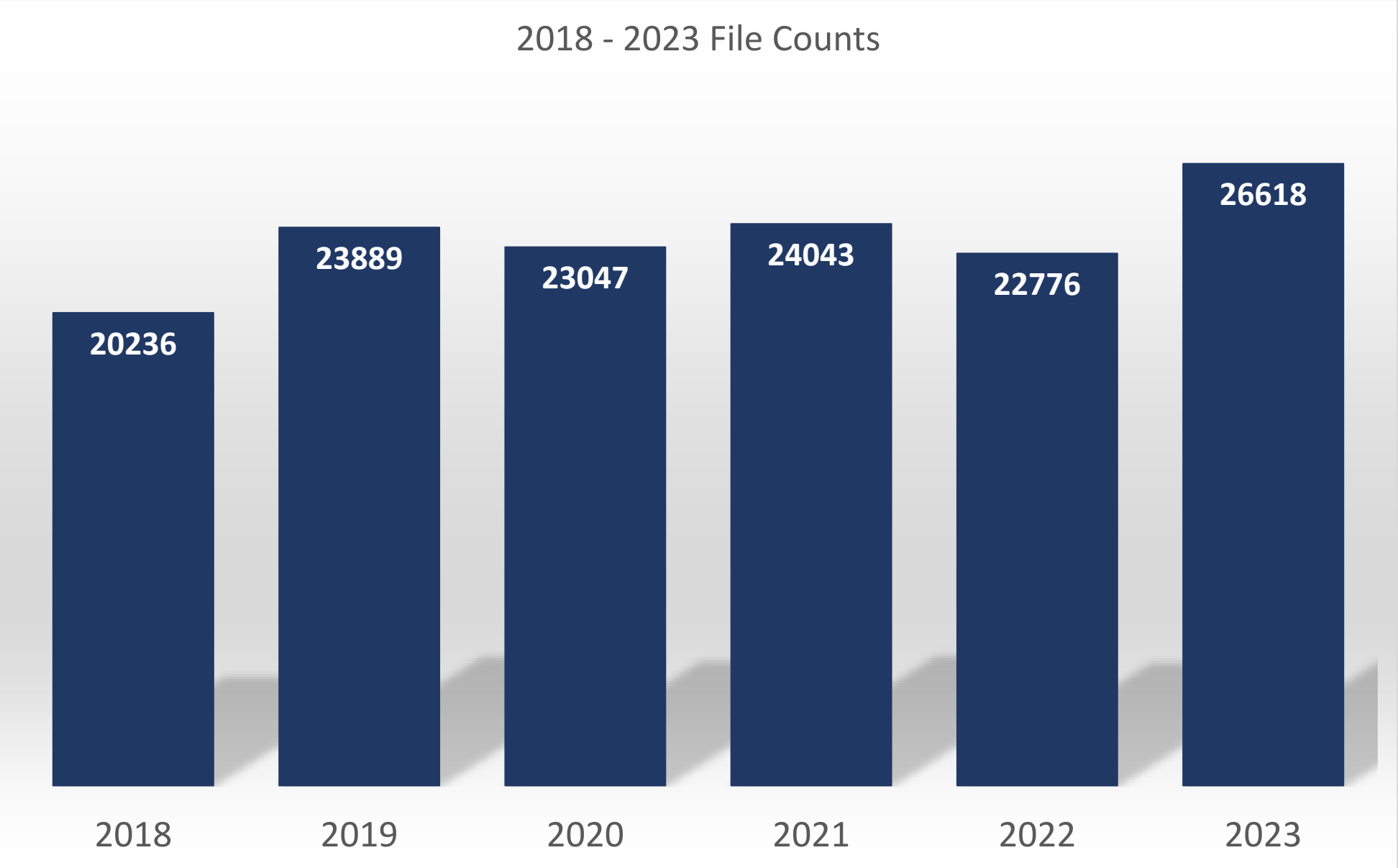
Saanich: **47.50 in 2021, 51.32 in 2022**

Nanaimo: **132.63 in 2021, 140.26 in 2022**

	2022 Files	2022 Officers	2023 Files	2023 Officers	File % Change	File Count (+/-)
<b>Nanaimo</b>	45787	-	45321	151	-1%	-466
<b>Saanich</b>	24534	-	24910	185	2%	376
<b>Victoria</b>	34939	-	33116	241	-5%	-1823
<b>West Shore</b>	22776	101	26618	110	17%	3842



# 2018 – 2023 West Shore File Counts

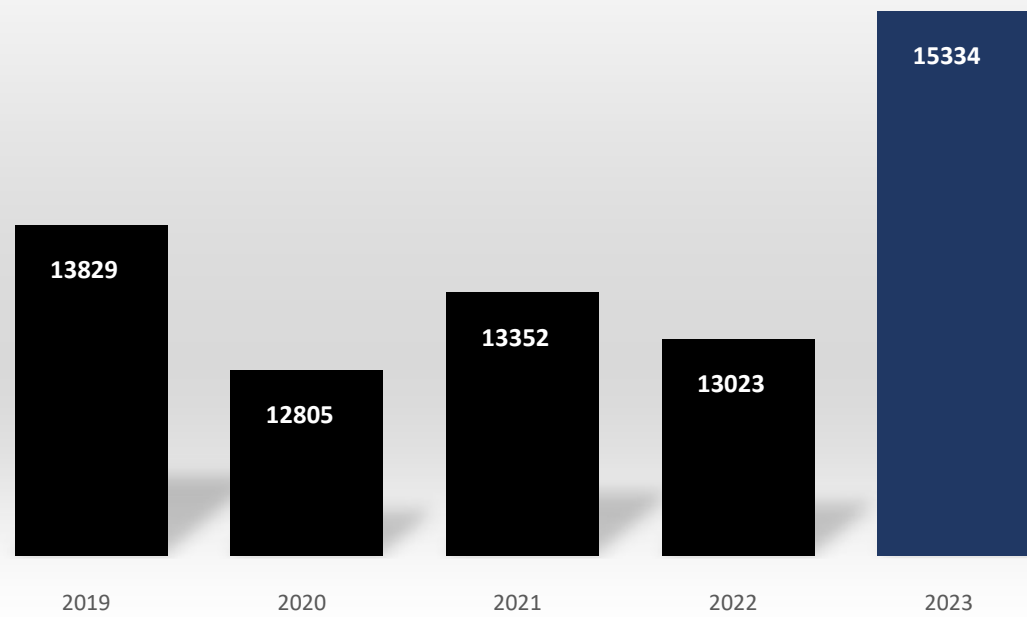


West Shore has seen an increase of 3842 files from 2022 to 2023 (17% percent increase)

# 5-YEAR SPAN SHOWING THE STEADY GROWTH IN FILES IN LANGFORD, COLWOOD AND VIEW ROYAL

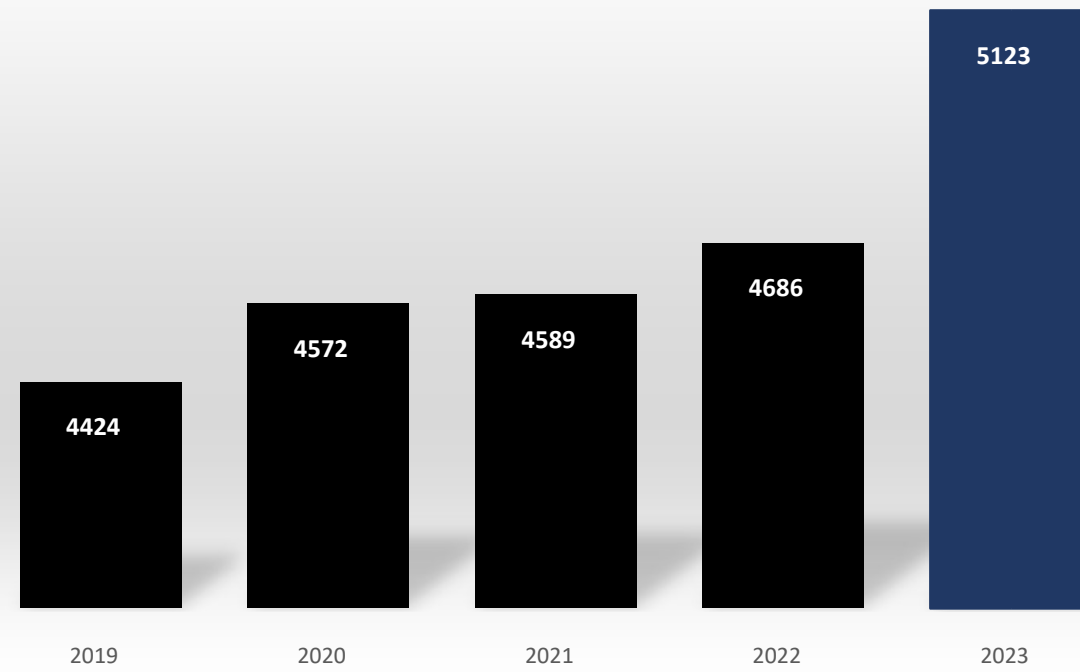
All Langford Files

18% increase in 2023 compared to 2022



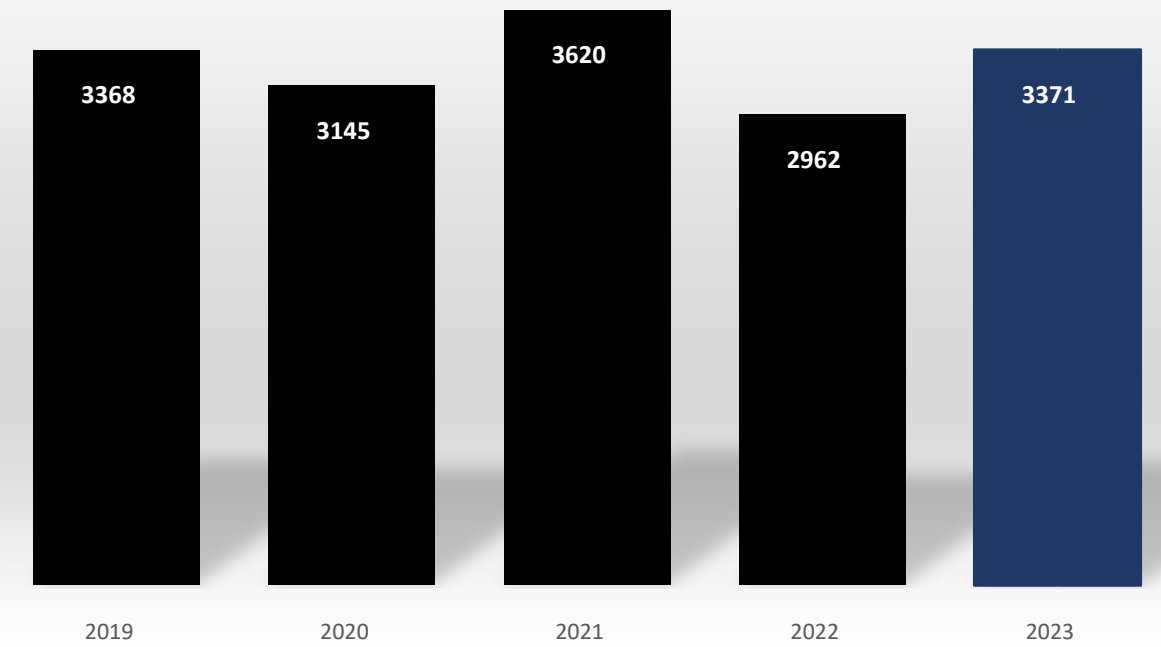
All Colwood Files

9% increase in 2023 compared to 2022

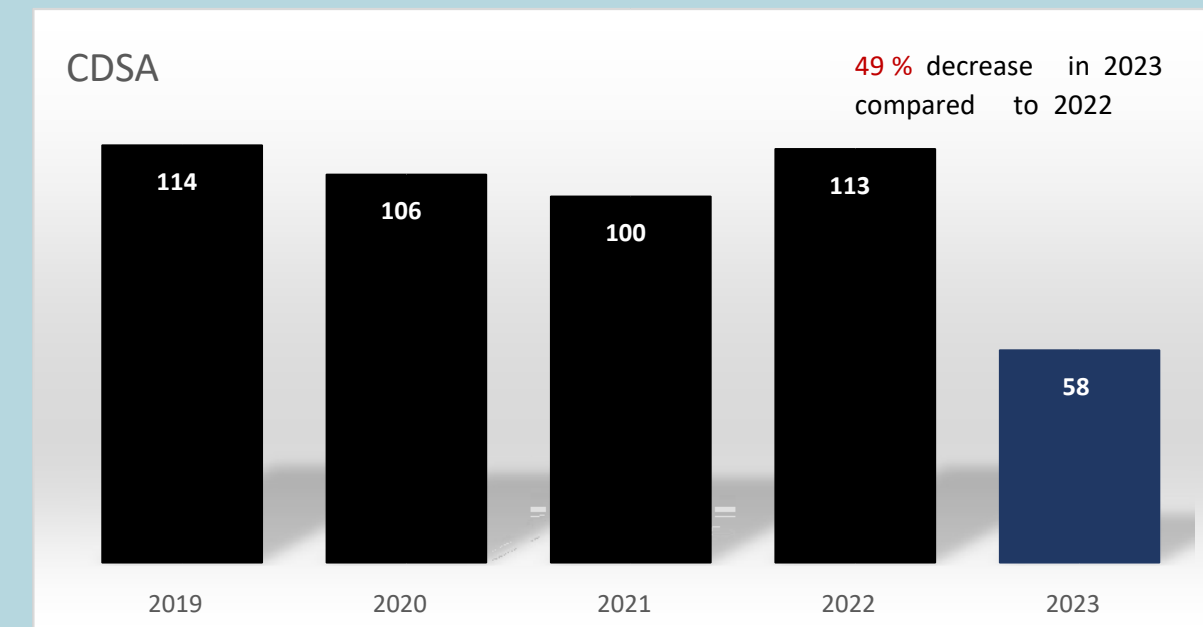
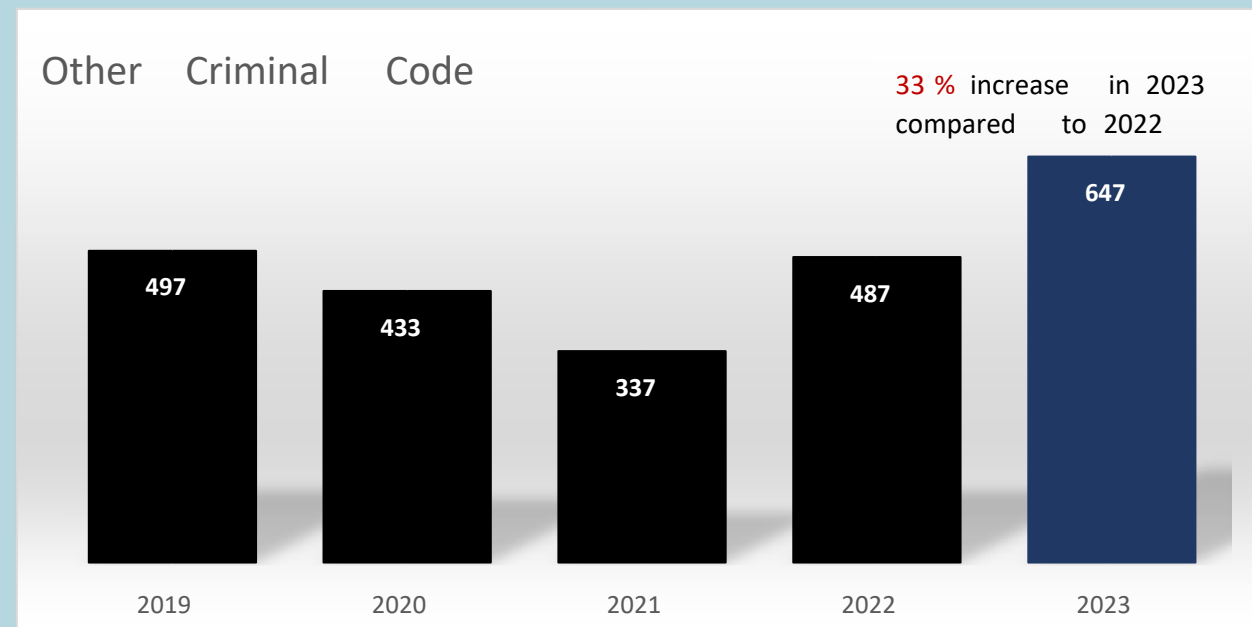
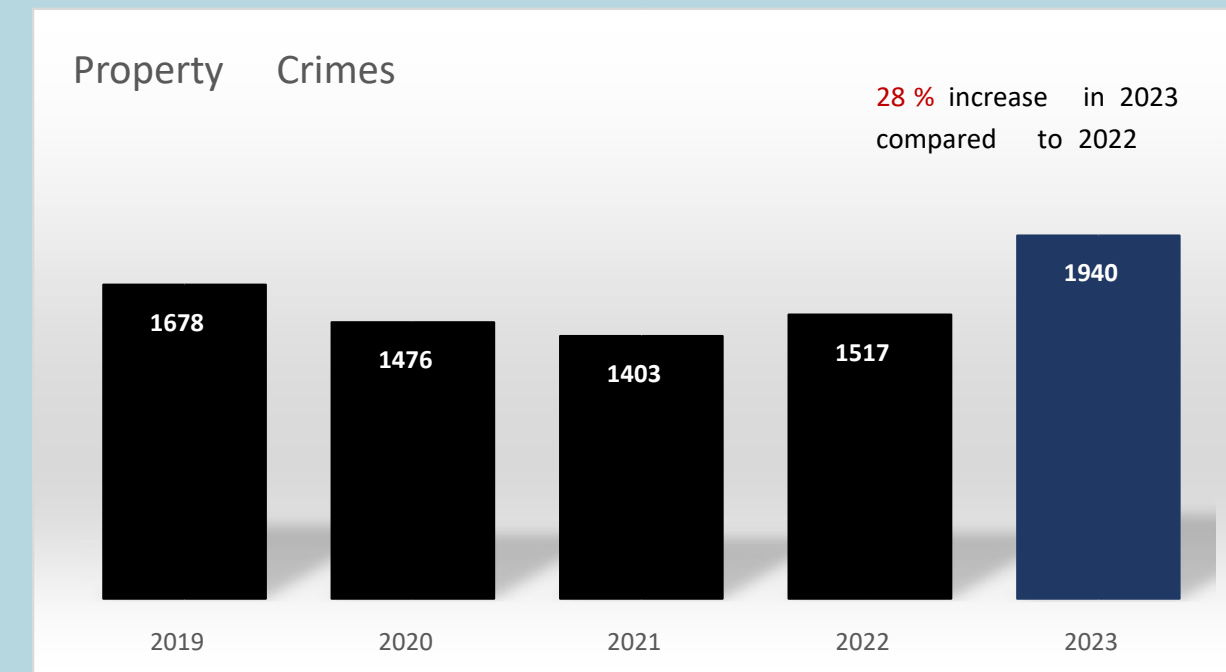
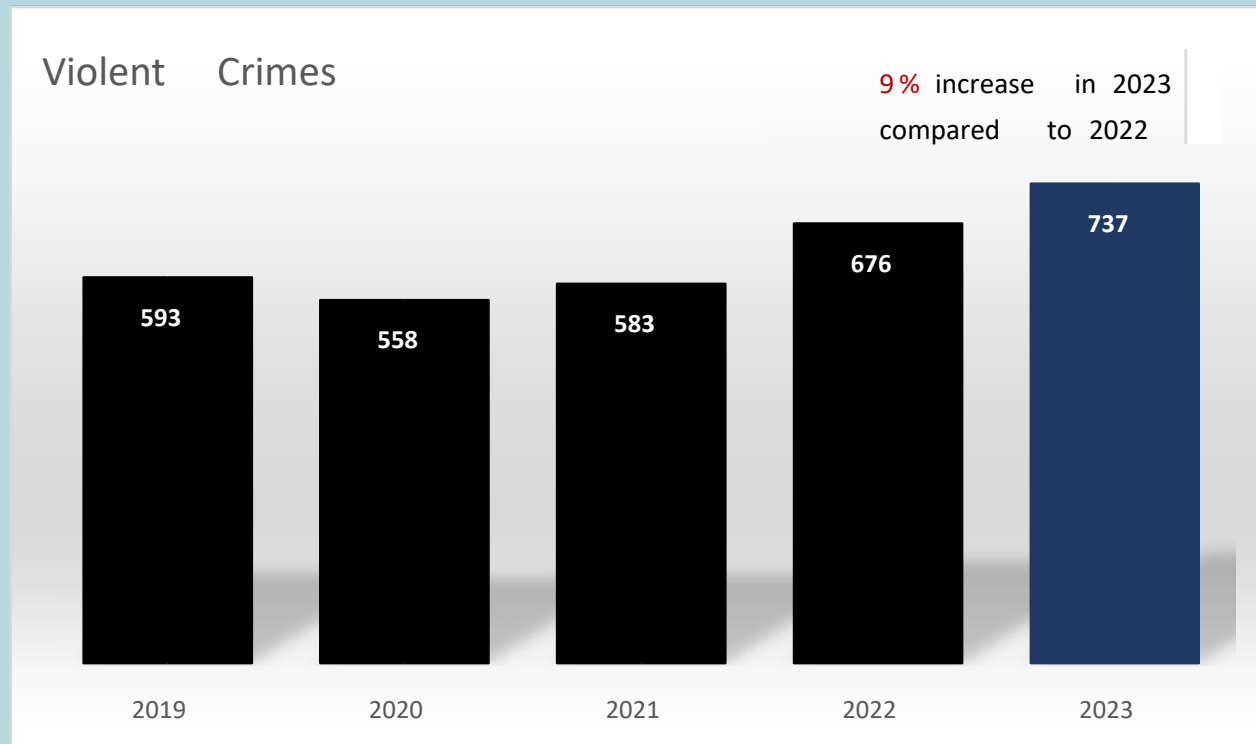


All View Royal Files

14% increase in 2023 compared to 2022



# LANGFORD FILES ONLY – GRAPHS DO NOT INCLUDE OTHER JURISDICTIONS



*Other Criminal Code Violations (Other CC) consists of a variety of violations that do not fall under Crimes Against Persons or Offences Against Property. Other CC violations include, but are not limited to, Cause Disturbance, Breach of Probation, Fail to Appear and Obstruction etc.*

# DOZEN SEARCH WARRANTS EXECUTED BY WEST SHORE RCMP DRUGS AND ORGANIZED CRIME ON JAN 31



- Police seized : Approx. 450 grams fentanyl, approx.150 grams methamphetamine, over 200 grams of suspected psilocybin, hundreds of various pills, smaller amounts of powdered and crack cocaine, and another kilogram of an unknown substance;
- Just over \$46,000 in cash;
- An SKS rifle, a prohibited handgun and another imitation handgun along with evidence of drug trafficking including cutting agents, packaging materials, scales, and scoresheets;
- 450 grams of Fentanyl at minimum would make up 4500 individual doses - this number could be drastically higher and in the tens of thousands based upon the purity level of the Fentanyl

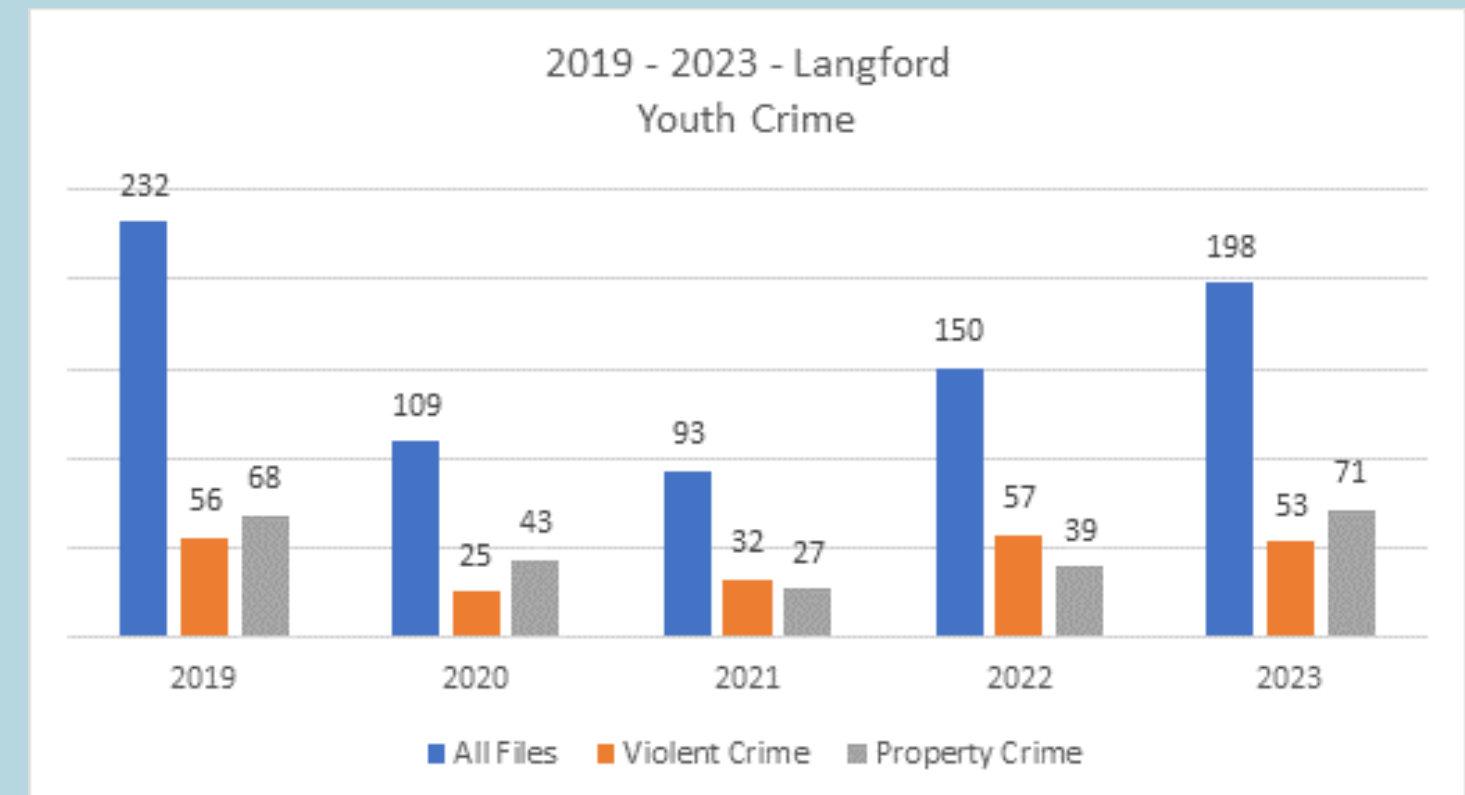


# YOUTH RELATED OFFENCES IN WEST SHORE

West Shore - Youth Related Occurrences				
	2022	2023	% Change	File Count (+/-)
Langford	150	198	32%	48
Colwood	83	70	-16%	-13
Highlands	0	3	100%	3
Metchosin	3	5	67%	2
View Royal	16	13	-19%	-3
Songhees Nation	1	2	100%	1
Esquimalt Nation	1	0	-100%	-1
Malahat	0	1	100%	1
Total	254	292	15%	38

West Shore Property Crime - Youth				
	2022	2023	% Change	File Count (+/-)
Langford	39	71	82%	32
Colwood	19	17	-11%	-2
Highlands	0	0	0%	0
Metchosin	1	0	-100%	-1
View Royal	3	6	100%	3
Songhees Nation	0	0	0%	0
Esquimalt Nation	0	0	0%	0
Malahat	0	0	0%	0
Total	62	94	52%	32

West Shore Violent Crime - Youth				
	2022	2023	% Change	File Count (+/-)
Langford	57	53	-7%	-4
Colwood	32	23	-28%	-9
Highlands	0	1	100%	1
Metchosin	1	0	-100%	-1
View Royal	5	3	-40%	-2
Songhees Nation	1	2	100%	1
Esquimalt Nation	0	0	0%	0
Malahat	0	0	0%	0
Total	96	82	-15%	-14



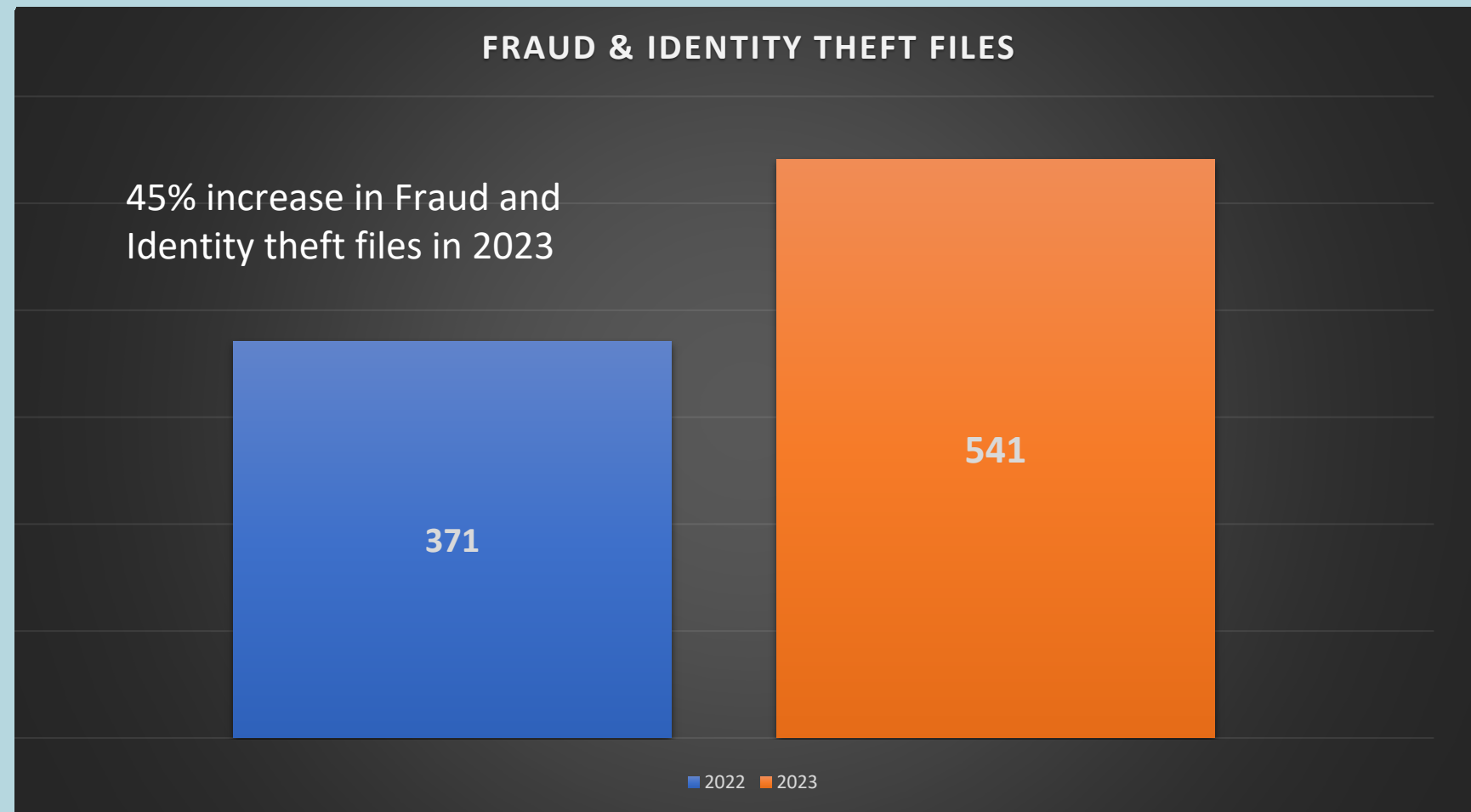
# YOUTH RELATED OFFENCES

- 83 charges were forwarded against youth in 2023;
- 65/83 – Criminal Code Offences;
- 17/83 – Provincial Statue Offences; (LCLA, CCLA, MVA)
- 1/83 – Federal Charge (breach under YCJA);
- The above numbers do not include **40 youth who were diverted away from the Criminal Justice System** and participated in West Shore Restorative Justice Forum.
- *-22 adults were also diverted away from the CJS via RJ*



**Indigenous and Community Policing Unit regularly engage with West Shore Youth.**  
**Youth Outreach Officer partners with Pacific Center Family Services to provide at-risk youth and their families with resources.** *-Currently PCFS youth councillor role is vacant.*

# FRAUD & IDENTITY THEFT

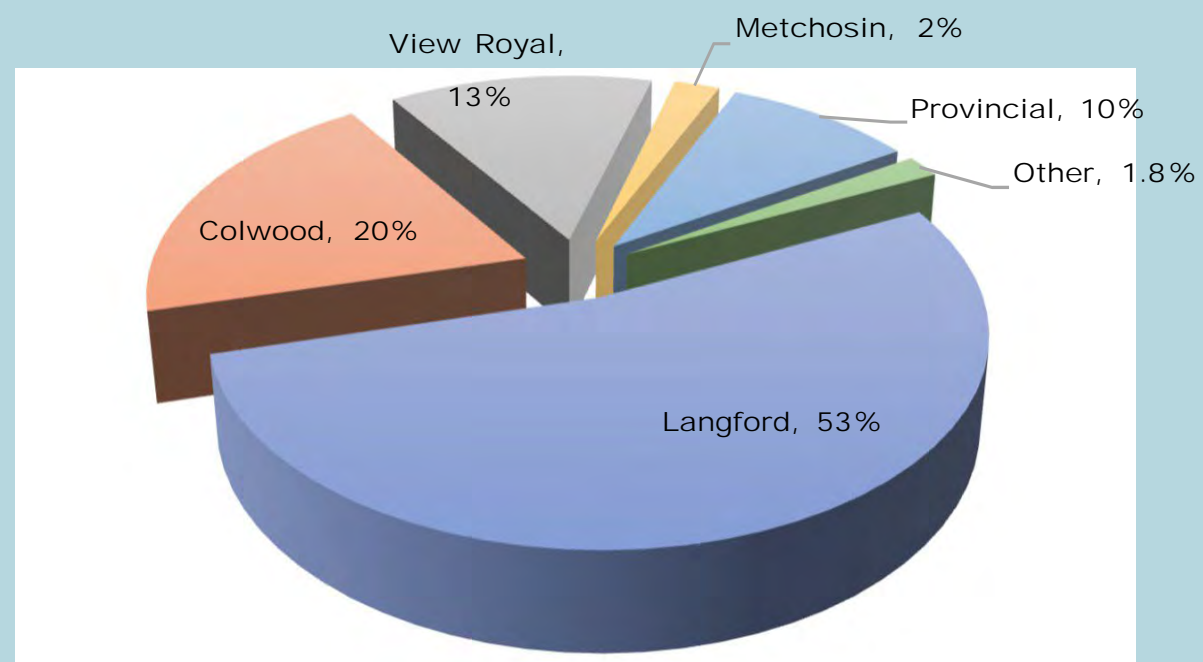


- Around 50% of the fraud files for 2023 are flagged as cybercrime; as technology is advancing each year, frauds are becoming easier to commit and becoming more widespread via phone and internet.
- There were 2 prolific offenders who generated numerous files in 2023, in particular 1 Offender was listed as the suspect in 35 West Shore RCMP files

Langford - Founded Frauds				
	2022	2023	% Change	File Count (+/-)
Fraud - Real Estate	0	2	100%	2
Fraud - Affecting Public Market	0	0	0%	0
Fraud - Forgery	0	2	100%	2
Fraud - Utter Forged Documents	0	0	0%	0
Fraud Criminal Breach of Trust	0	0	0%	0
Fraud - Falsify Books / Records	0	0	0%	0
Fraud - Trademark Offences	0	0	0%	0
Fraud - Stock Market Related Offence	0	0	0%	0
Fraud - Money / Property / Security Over \$5,000	35	64	83%	29
Fraudulent Concealment	0	0	0%	0
Fraud - Money / Property / Security Under \$5,000	94	167	78%	73
Fraud - Other	35	46	31%	11
Fraud - Identity	35	34	-3%	-1
Frauds - Contracts / Trade - Part X	0	1	100%	1
<b>Total</b>	<b>199</b>	<b>316</b>	<b>59%</b>	<b>117</b>

# MENTAL HEALTH CALLS FOR SERVICE

2023 % Files With Mental Health Component Per Area



- 6.19% of files in Langford in 2023 were mental health related (949 files of 15,334 total files)
- 20% increase in MHA related files in Langford in 2023 (949 files) compared to 2022 (788 files)
- 2.56% increase in Suicidal Person files in Langford in 2023 (320 files) compared to 2022 (312 files)

# NOTABLE CHANGES

	2022	2023	% Change
Total files	22776	28818	17%
Mental Health Related Calls for Service	1625	1788	10%
Assault	412	477	16%
Assault with Weapon Causing Bodily Harm	78	104	33%
B&E Business	60	104	73%
B&E Residence	52	60	15%
Breach/Bail Violation	147	199	35%
LCLA – Intoxicated in Public	131	197	50%
Possess Property Obtained by Crime under 5K	22	63	186%
Trafficking Drugs	35	42	20%
Breach of Peace/ Cause Disturbance	442	381	-14%
Impaired Operation Motor Vehicle	201	183	-9%
Fail/Refuse Alcohol Demand	25	13	-48%
Indecent Acts/Exposing	38	25	-34%
Theft from Motor Vehicle under 5K	287	251	-13%

West Shore RCMP @WestshoreRCMP

Today Inspector. Rose and MLA Ravi Pramar announced the @WestshoreRCMP Mental Health Unit which will pair an officer with a Mental Health Clinician who attend mental health related calls for service together. This was made possible by support from all our West Shore Communities and the Province as well as Island Health. @rparmarBC Read the full article here: [bit.ly/3Y0225N](https://bit.ly/3Y0225N)



Last edited 3:02 PM · Jul 17, 2023 · 7,374 Views



West Shore RCMP @WestshoreRCMP · Apr 28

UPDATE: yesterday Johns Stubbs School and Royal Roads University was placed into a hold and secure while police investigated a report of 2 men carrying a rifle walking into the wooded area between the schools. 2 suspects arrested and turns out they were looking for places to... [Show more](#)



3 4 10 4,716

West Shore RCMP @WestshoreRCMP

Significant amount of drugs (over a kilo of Cocaine and more), cash, stick of dynamite complete with detonating cord along with 2 replica hand guns were seized by @WestshoreRCMP Drug and Organized Crime Unit. Read more here : [bit.ly/3GyFu4v](https://bit.ly/3GyFu4v) Thanks to the agencies that partnered with us on this: @cfseubc @vicpdcanada @SaanichPolice



West Shore RCMP @WestshoreRCMP


@WestshoreRCMP Crime Reduction Unit and Frontline Officers arrested multiple suspects, seized large quantity of drugs and cash in 3 separate Drug Trafficking investigations.

Seized by police:

- Suspected cocaine, crack cocaine, LSD,
- Approx. \$19 000 cash
- Stolen clothing (security tags still attached)

Read more here:

[bit.ly/3txNJdx](https://bit.ly/3txNJdx)



12:03 PM · Oct 20, 2023 · 3,026 Views

# WEST SHORE HOT SPOTS

- Langford - Danbrook Park – 223 files in 2023, 17 files in 2022;
- Colwood - Juan De Fuca Rec Center– 139 Files in 2023, 102 in 2022;
- Western Communities Court House, 606 files (511 Fail to Appear, 95 Other Assistance);
- View Royal - Elements Casino – 102 files in 2023, 94 in 2022;
- Victoria General Hospital- 248 files in 2023, 245 in 2022.



# COMMUNITY & INDIGENOUS POLICING UNIT

**West Shore RCMP** @WestshoreRCMP · Jan 16

@WestshoreRCMP Community Policing hosted a meet and greet at Belmont Secondary School this morning. We treated the students to hot chocolate and treats. Youth engagement is important to us and it was so nice to chat with the students and staff. @SD62\_Sooke

2 44 3,512

**West Shore RCMP** @WestshoreRCMP · Sep 13

West Shore RCMP Indigenous Policing Unit summer activities engage youth, build police-community relationships [bit.ly/3PjPWRO](https://bit.ly/3PjPWRO)

**West Shore RCMP** @WestshoreRCMP · May 10

Fire Safety Expo gives first responders a chance to connect with hundreds of West Shore youth [bit.ly/3VAPyAh](https://bit.ly/3VAPyAh) #Westshore

**West Shore RCMP** @WestshoreRCMP · Apr 27

Had an awesome time playing a friendly game of floor hockey at Spencer Middle School yesterday, we are going up against the Ecole John Stubbs Jaguars tomorrow... maybe they will take the trophy from us?? @SD62\_Sooke

1 32 2,111

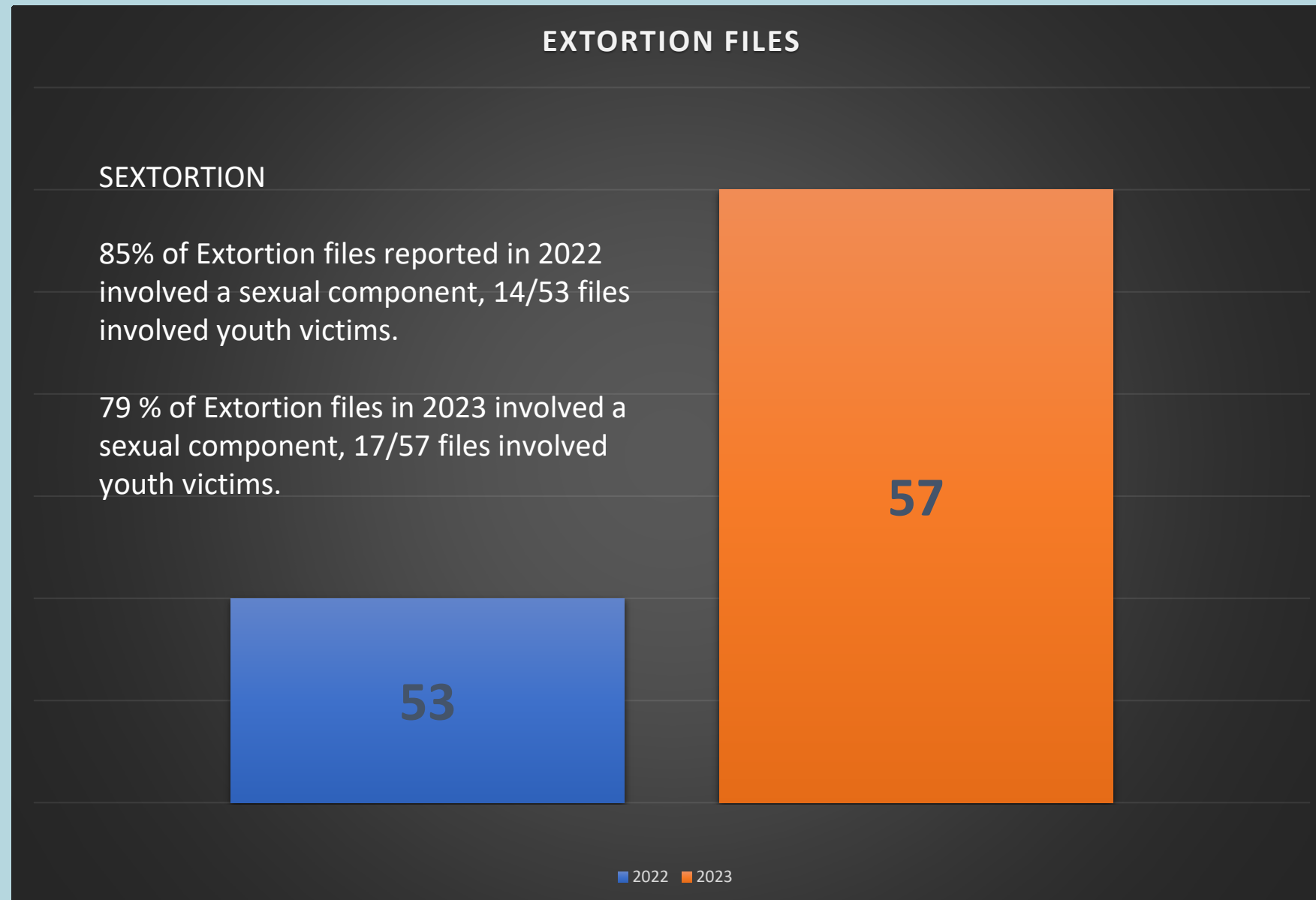
**West Shore RCMP** @WestshoreRCMP

Yesterday, @WestshoreRCMP students from Royal Bay & Belmont Secondary Schools for career day hosted by our Community Policing Unit. [bit.ly/49kTqMh](https://bit.ly/49kTqMh)

Students became honorary officers for the day & were presented with a robbery scenario. Officers from our specialized units walked the students through the investigation, providing a glimpse into what a law enforcement career would look like. @SD62\_Sooke


# EXTORTION


*Sextortion is a form of exploitation that involves the threat of releasing shared intimate videos, images, or explicit messages online.*



**Don't take that photo**

**Report sextortion to your local police**







bc.rcmp-grc.gc.ca

**IS SHAME PREVENTING YOU FROM REPORTING SEXTORTION?**

Are you being pressured to send money to a stranger? Do you live in fear of having intimate images or videos sent to your Facebook friends? Are you feeling pressured to purchase one more gift card to avoid having your WeChat messages exposed? If you are experiencing these pressures or threats, you are not alone.




**SEXTORTION IN THE BC: BY THE NUMBERS**




Number of reports of sextortion through social media.

**161**




Amount of money extorted.

**\$31,665**



Range of payments made by victims.


**\$100s - \$1,000s**




Number of social media platforms used in sextortion cases.

**Endless**


**DON'T BECOME A VICTIM - Report Sextortion to your local police**




Don't accept friend requests from strangers



Don't comply with any threats



Stop all forms of communication



Deactivate all social media accounts



# SHOPLIFTING

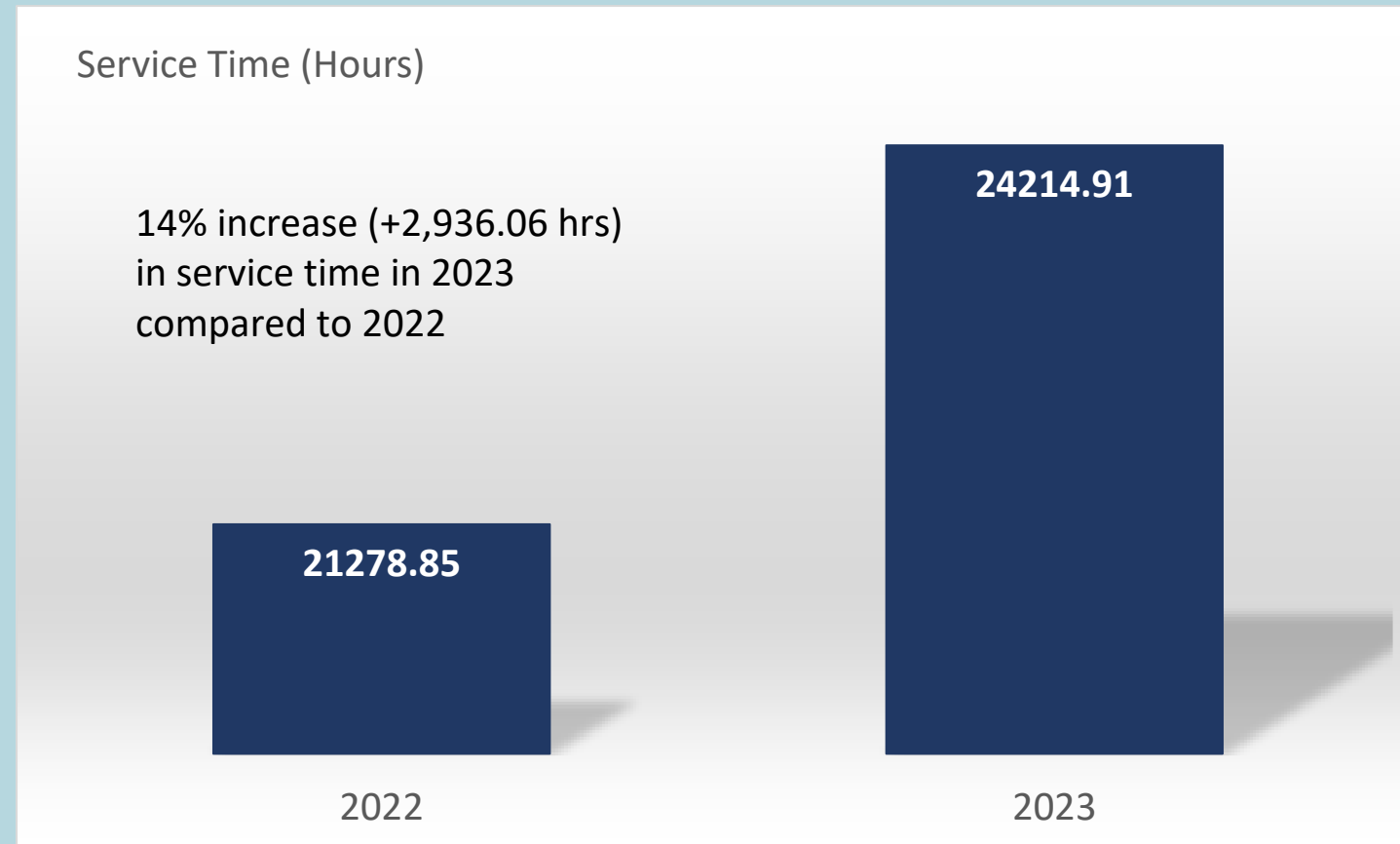
One of the most common types of crime a business experiences is shoplifting.

From January 1st - Dec 31 2023, West Shore RCMP investigated **514 reports of shoplifting** under \$5000 in the West Shore as compared to 400 for the same time period last year that's a **29% increase in shoplifting**.

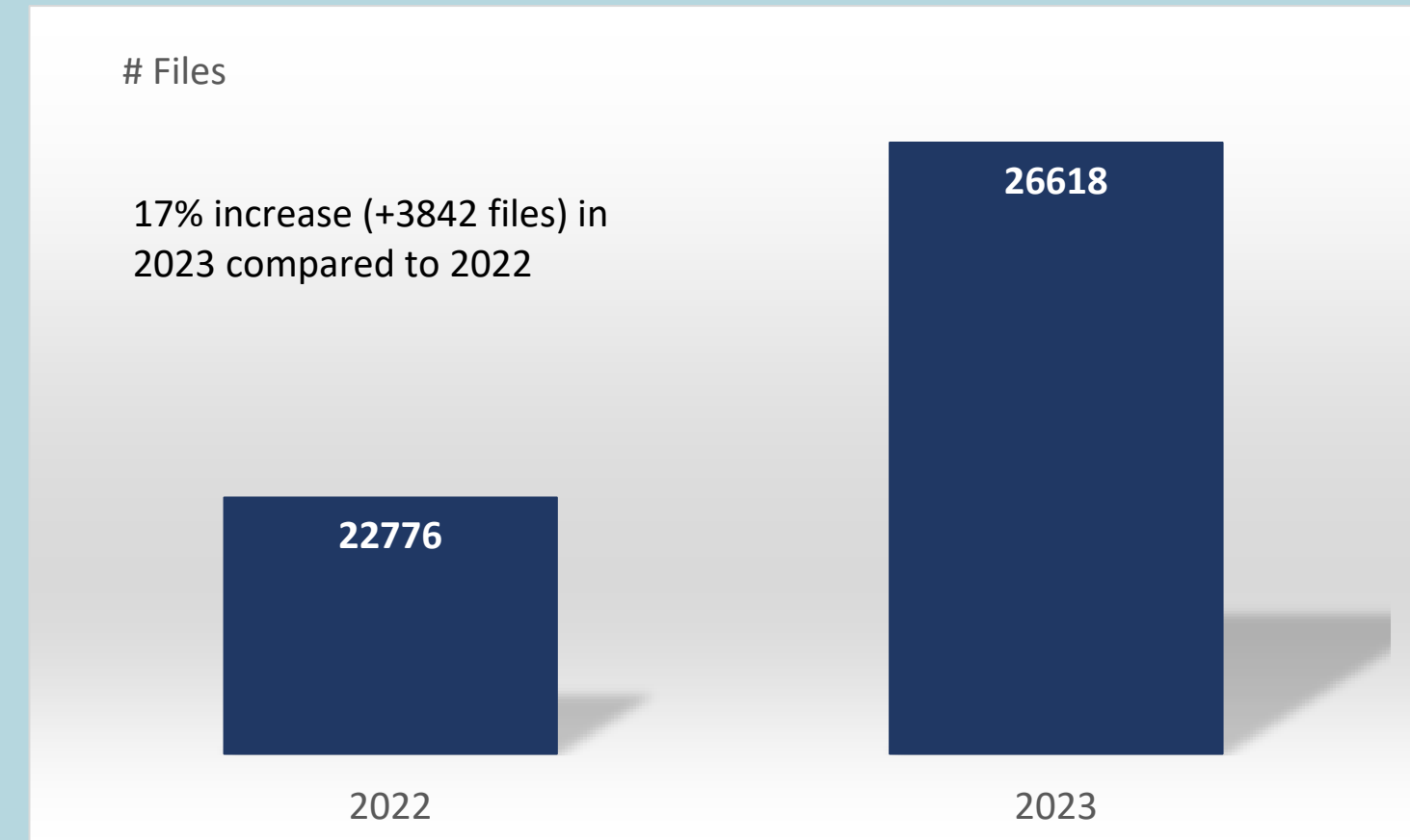
In the last quarter of 2023, Crime Reduction Unit focused it's efforts on shoplifting and worked with Loss Prevention Officers to identify and arrest 22 shoplifters.



# SERVICE TIME DATA

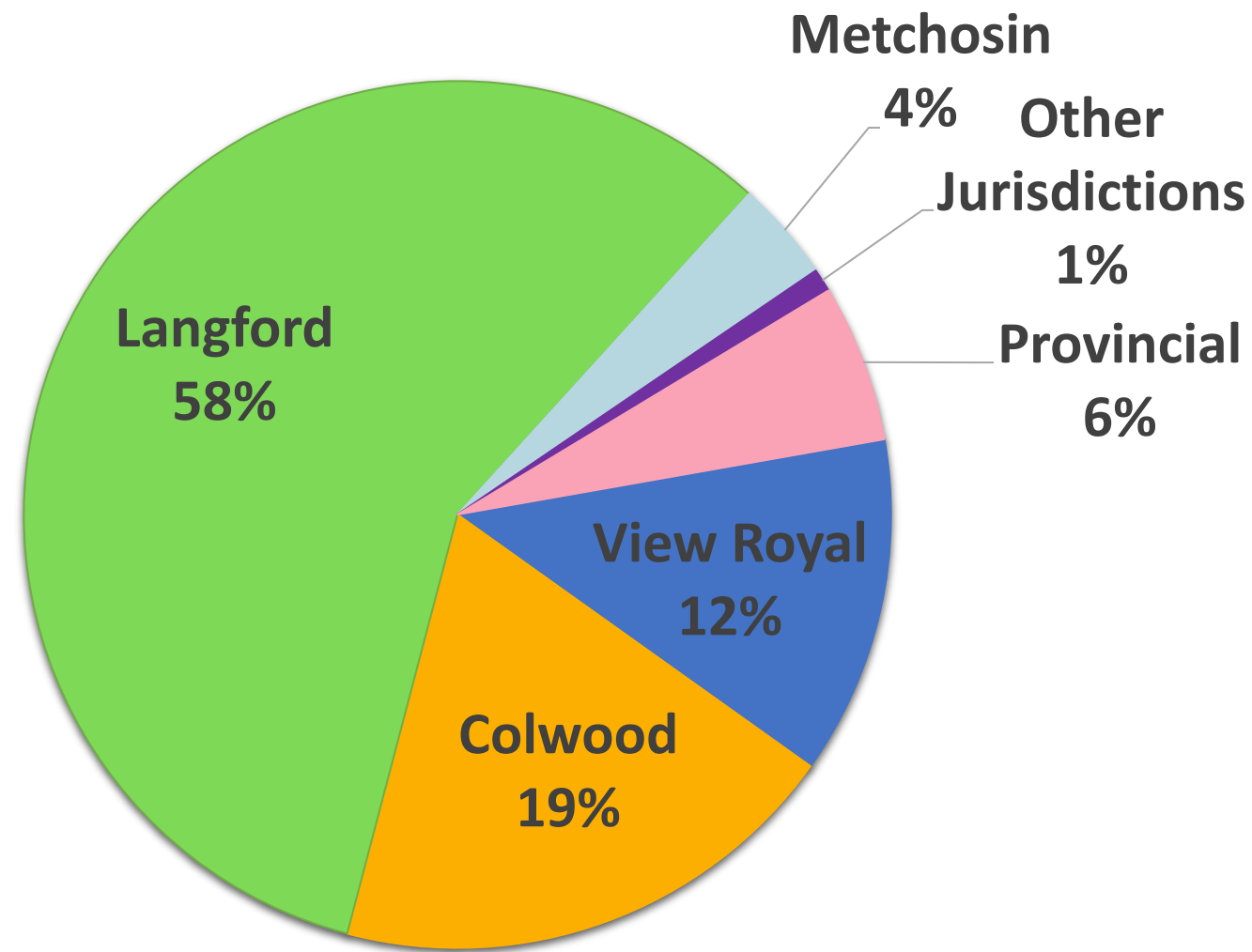


# INCREASE IN FILES

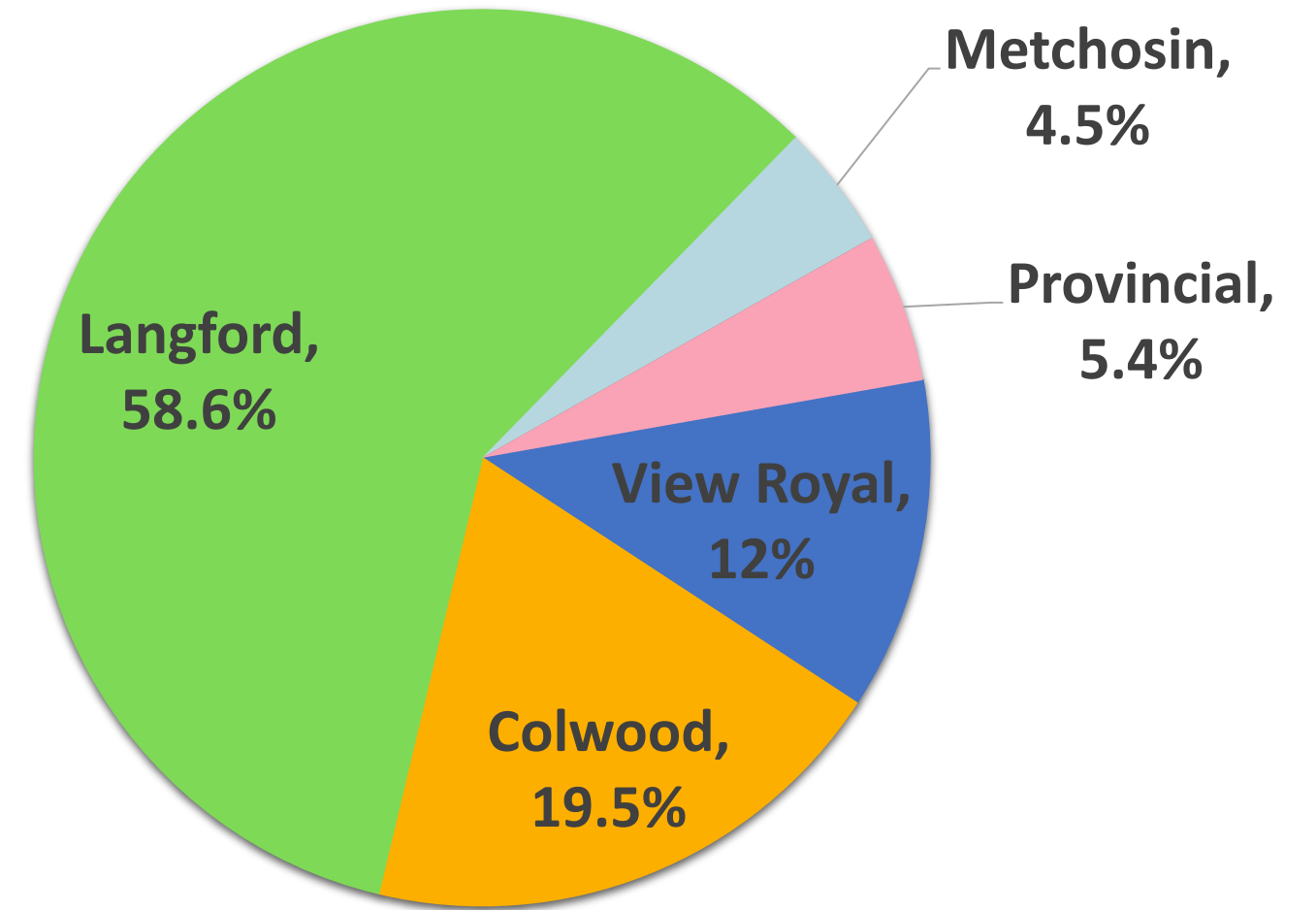


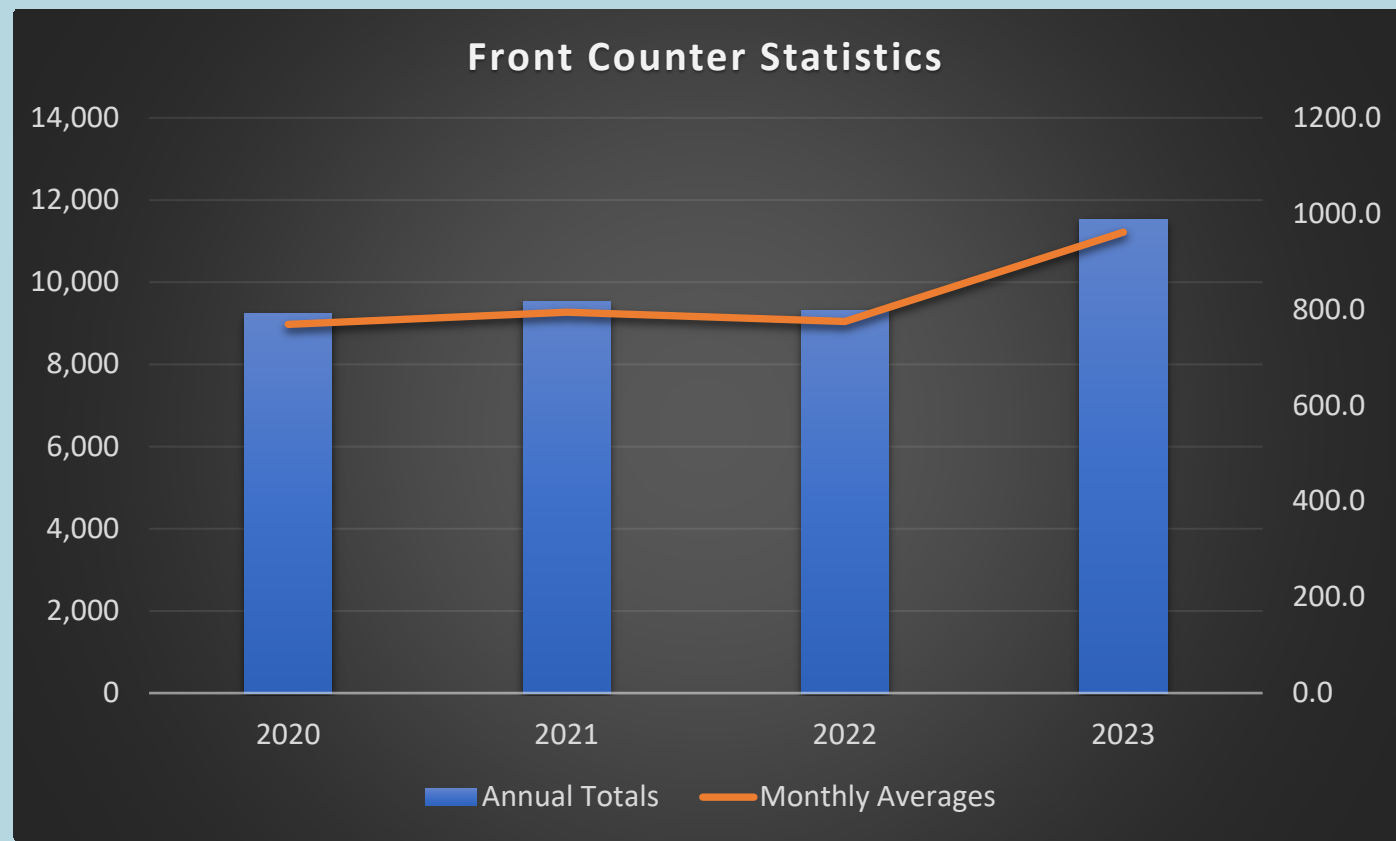
Prisoner count is up 27% from 670 prisoners in 2022 to 852 prisoners in 2023.

## 2023 FILE PERCENTAGE PER AREA

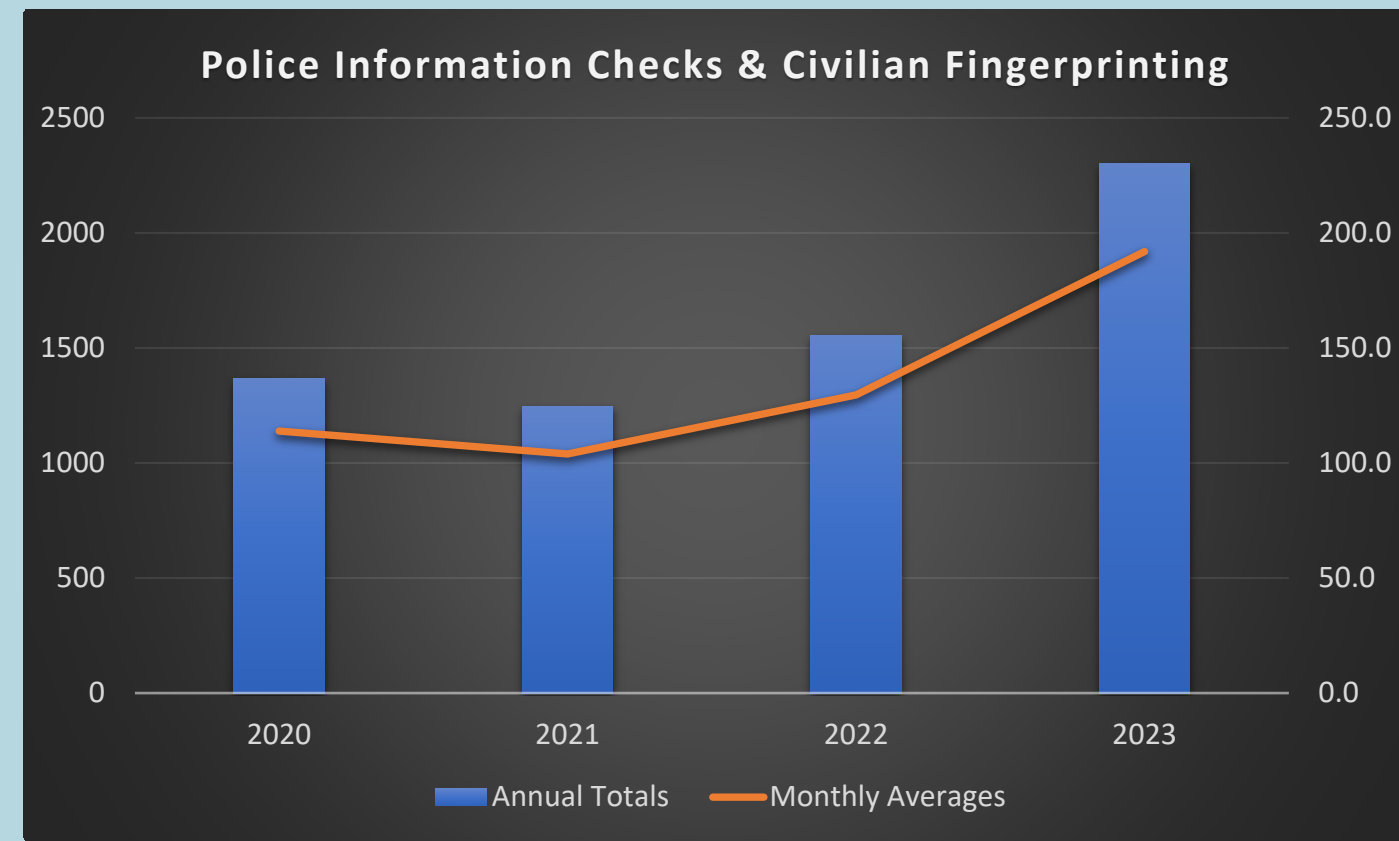


## 2023 PERCENTAGE RESOURCES PER AREA

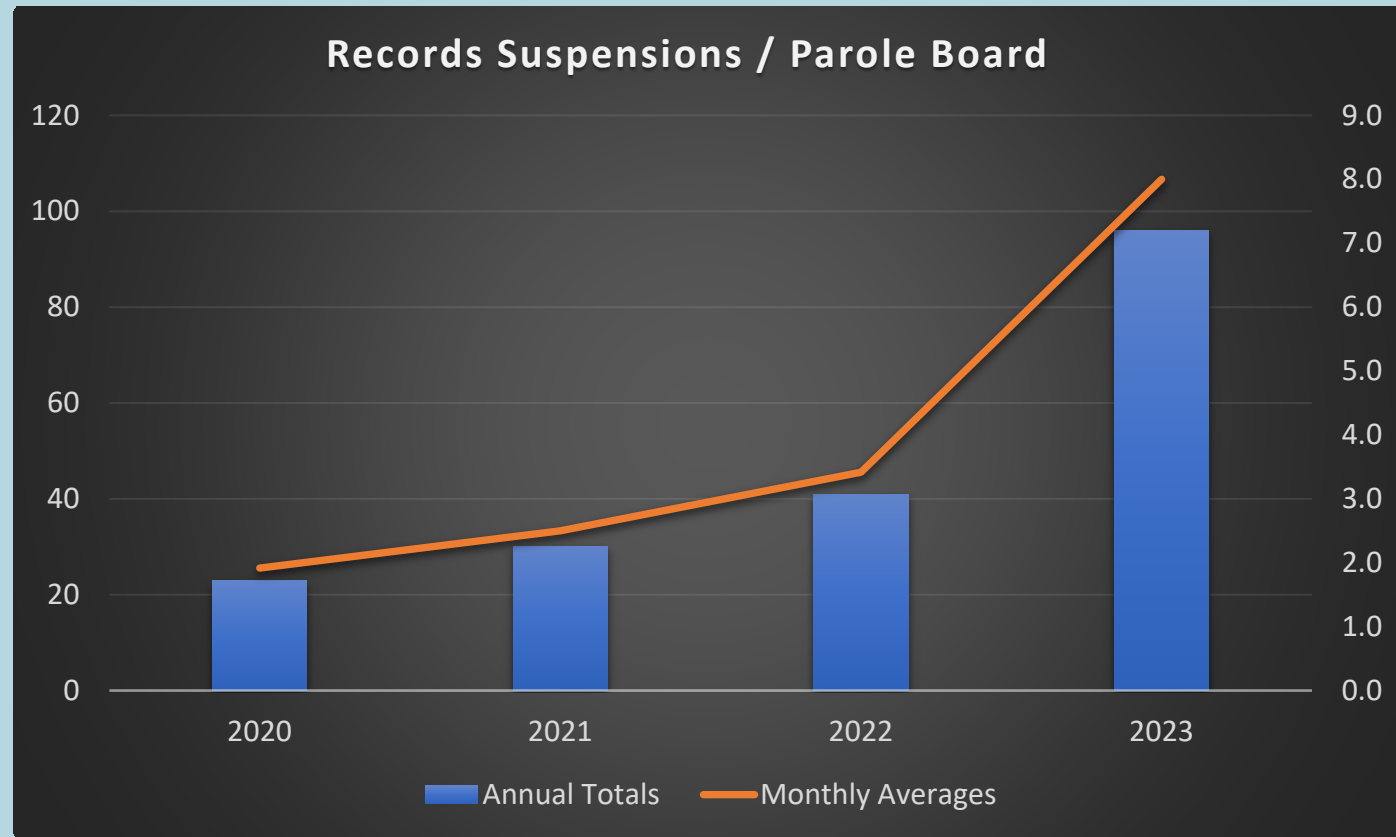




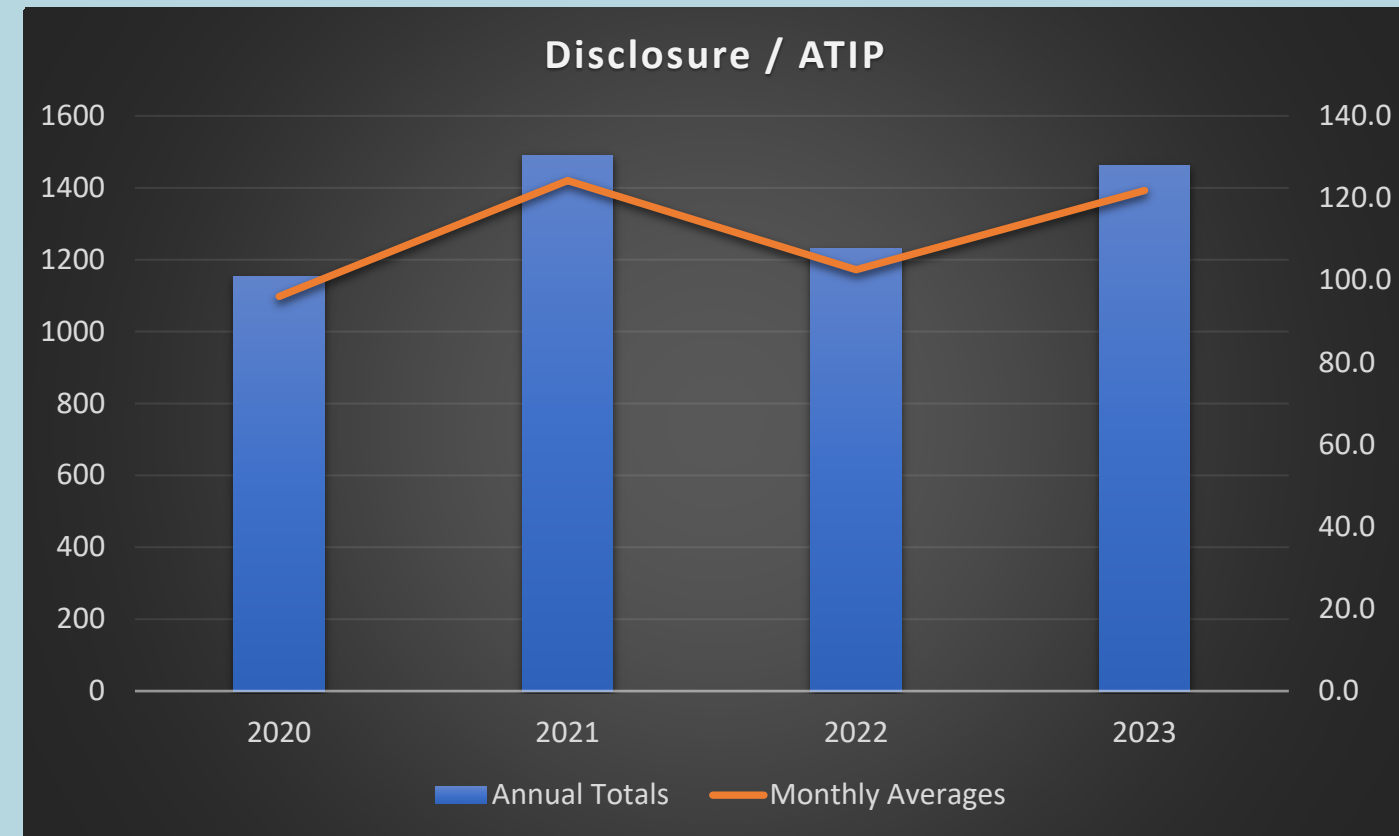
**Front Counter:** Total number of client contacts at the front counter. Includes creating files, file inquiries or general questions etc.



**PICS & Civil Prints:** Total number of police information checks (AKA criminal record checks) & civil fingerprints completed for West Shore residents



**Records Suspensions / Parole Board:** Total number of record suspension (formerly pardons) applications and parole board requests for record suspensions

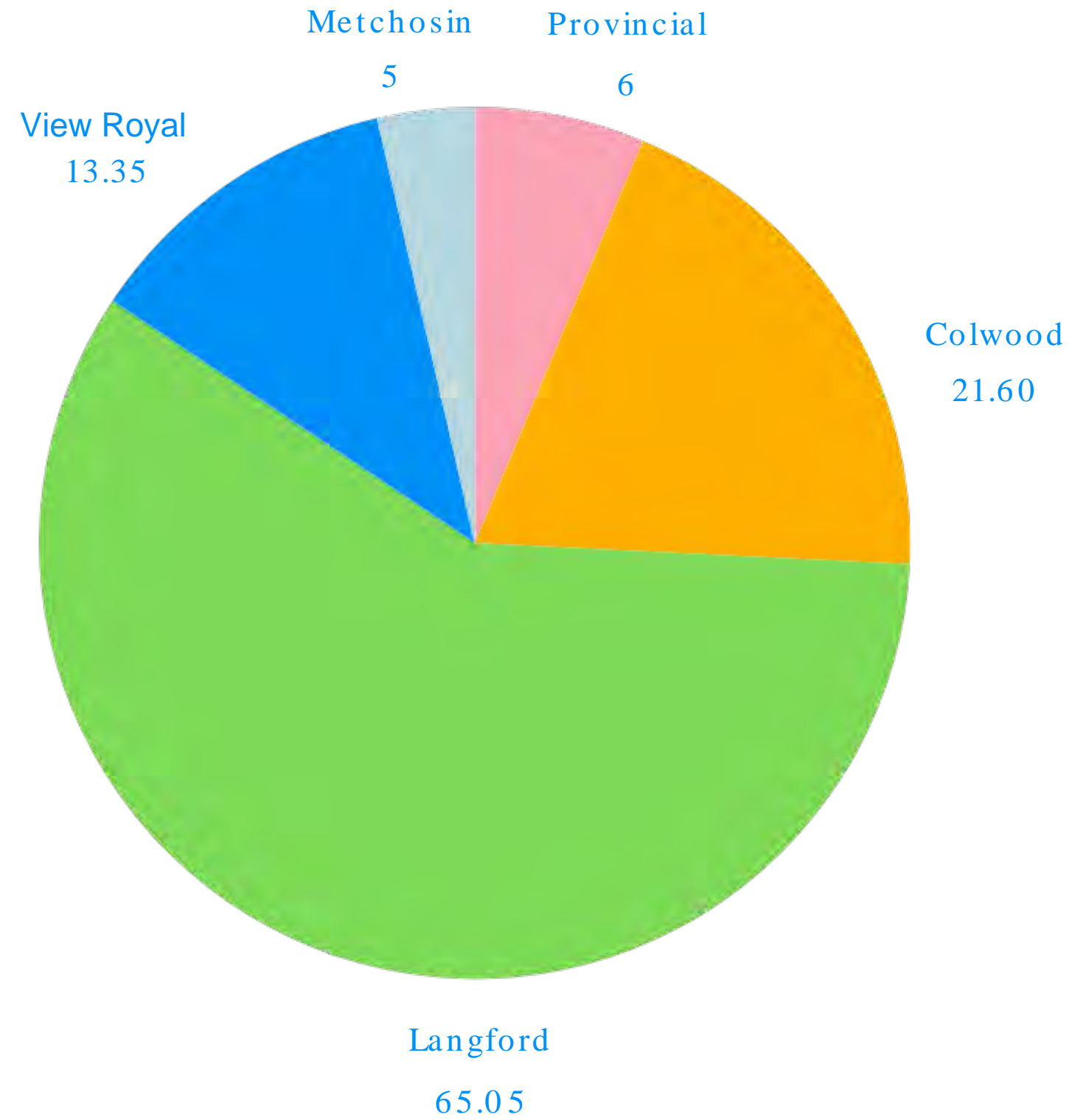



**Disclosure / ATIP:** Total number of information requests. Includes but not limited to ATIP, MCFD, Law firms, ICBC, BC Coroners, Solicitor General and general public inquiries

# COMPARISON TO OTHER POLICE DEPARTMENTS

Detachment	2023 Projected Population <sup>1</sup>	Police Officers	Ratio	Support Staff (FTE)			Ratios	
		Total RM's	Member to Population	Total Support Staff	Municipal Employees	Public Service Employees	RM/Support Staff	
Burnaby	272,956	301	1: 907	109	109	0	1: 2.76	
Campbell River	44,190	65	1: 680	28.74	24.74	4	1: 2.26	
Central Saanich	18,847	28	1: 673	7	7	/	1: 4.00	
Coquitlam	229,047	244	1: 939	106.43	106.43	0	1: 2.29	
Duncan/North Cowichan	51,001	63	1: 810	23.5	15	8.5	1: 2.68	
Kamloops	114,642	136	1: 843	55.25	53.25	2	1: 2.46	
Kelowna	238,999	290	1: 824	113	110	3	1: 2.57	
Mission	48,928	58	1: 844	23	23	/	1: 2.52	
Nanaimo	121,474	151	1: 804	66	65	1	1: 2.29	
Penticton	49,651	57	1: 871	27	27	0	1: 2.11	
Port Alberni	28,174	49	1: 575	19.5	18	1.5	1: 2.51	
Prince George	97,864	154	1: 635	61	59	2	1: 2.52	
Prince Rupert	15,081	44	1: 343	18	14	4	1: 2.44	
Saanich	127,183	185	1: 687	61	61	/	1: 3.03	
Sidney/North Saanich	29,441	34	1: 866	11	10	1	1: 3.09	
Sunshine Coast	33,001	35	1: 943	12	12	/	1: 2.92	
Terrace	21,756	38	1: 573	16	11	5	1: 2.38	
Victoria	115,925	241	1: 481	106	106	/	1: 2.27	
<b>West Shore</b>	<b>96,653</b>	<b>110</b>	<b>1: 879</b>	<b>36</b>	<b>35</b>	<b>1</b>	<b>1: 3.06</b>	
Williams Lake	24,591	48	1: 512	16	12	4	1: 3.00	
		<b>Average</b>	<b>1: 734</b>	<b>Average</b>			<b>1: 2.66</b>	

# West Shore RCMP - 110 Sworn Officers, 1 Civilian Member



# Current Member Staffing

COMMUNITY	POPULATION	CURRENT POLICE RESOURCES 2023	OFFICER TO POPULATION RATIO	OFFICER TO POPULATION RATIO AGREEMENT	REQUIRED OFFICERS AS PER RATIO	REQUIRED OFFICERS AS PER AGREEMENT AND PERCENTAGE OF OVERALL STRENGTH
Langford	51464	65.05	1 to 791	1-725	70.98 = 71	70.98 = 58.1%
Colwood	21117	21.6	1 to 977	1-850	24.84 = 25*	24.84 = 20.36%
View Royal	12788	13.35	1 to 867	1-875	14.61 = 15	14.61 = 12.0%
Metchosin	5142	5	1 to 986	1-900	5*	5 = 4.1%
Provincial Highlands, Malahat, Songhees FN, Esquimalt FN	2482, 165, 500, 250 = 3397 (not confirmed)	6	1 to 849	1-875	4	6 = 4.9%

POPULATION	OFFICER/POPULATION RATIO AGREEMENT
5000-10000	1-900
10000-20000	1-875
20000-25000	1-850
25000-30000	1-825
30000-35000	1-800
35000-40000	1-775
40000-50000	1-750
50000-60000	1-725
60000-100000	1-700

# 4 YEAR STAFFING PROJECTIONS

Langford Police Resources	2023	2024	2025	2026
Population x 4.5% per year	51464	53780	56200	58729
Cop to Pop	725	725	725	725
Police Required to Maintain Ratio	71	74.1	77.5	81
Police Requested/Approved	65.05	70.05	75.05	80.05

*\*1 to 3 ratio for support staff to regular members. This excludes municipal supervisors.*



# Frontline Officers

4 Watches  
24 hour Policing

Each Watch consists of:  
1 Staff Sergeant  
1 Corporal  
9 Constables

EWatch  
Peak Period Policing

2 Sergeants and 6  
Constables provide  
additional front line police  
coverage from 10:30 a.m. -  
10 p.m.

Bike Patrol Unit

Visible police presence on  
trails not accessible to  
vehicle. Assist front line  
officers in responding to  
calls for service.

Front Desk  
Constable

Constable available to  
speak to the public at the  
front desk & investigate  
priority 3 & 4 calls for  
service.

# Uniformed Support Units

## Traffic Services

Enhancing Road Safety by:

- Targeting Speeders
- School Zone Patrols
- Unlicensed & Prohibited drivers

## Police Dog Unit

Police Dog Unit ensures public and police safety by searching for lost people, evidence, apprehending violent offenders.

## Community & Indigenous Policing

Enhancing public & police relationship through educational campaigns and connecting with youth.

## Mental Health Unit

Partnership between RCMP & Island Health. Pairing Clinicians with Police to attend Mental Health related calls for service.

# General Investigative Section

## Serious Crime Unit

Handle large-scale complex investigations. Including child pornography/production/distribution, aggravated assault, home invasions, robbery etc.

## Drugs & Organized Crime

Target organized crime & drug trafficking in the West Shore. Partner with other agencies to address cross-jurisdiction drug trade.

## Crime Reduction Unit

Reduce property crime by focusing on prolific offenders.

- Shoplifting Blitz
- Curfew Checks
- Bait Car/Bike

## Special Victims Unit

Specially trained officers investigating sexual offences against children and adults.

# Support Units

## Uniform Gang Enforcement Team

- All trained ERT officers ;
- manage evolving high-risk incidents
- Maintain overt police presence over high-risk offenders and gang members .

## Client Services

Sergeant, dedicated to investigating public complaints regarding officer conduct .

## Media Relations

Corporal, addresses media enquiries and public safety announcements .

# Integrated Units

## Regional Domestic Violence Unit

One police officer seconded to this unit. Partners with Victoria and Saanich Police to address & monitor the highest risk domestic violence cases.

## Forensic Identification Unit

Provide forensic identification services.  
-Scene Examination

## VIMCU

Integrated unit responsible for investigating murder. Expanding in 2024.

# 2024 PRESSURES



# PROPOSED NEW WEST SHORE RCMP BUILDING

## R.C.M.P. OFFICE

WA ARCHITECTS



	EXISTING BUILDING GROSS AREA	NEW BUILDING GROSS AREA	TOTAL BUILDING GROSS AREA	NEW BUILDING RENTAL AREA
LEVEL 0	9,134 S.F.	11,813 S.F.	20,947 S.F.	2,974 S.F.
LEVEL 1	9,094 S.F.	12,296 S.F.	21,392 S.F.	826 S.F.
LEVEL 2	8,873 S.F.	12,141 S.F.	21,014 S.F.	
LEVEL 3		12,711 S.F.	12,711 S.F.	5,481 S.F.
LEVEL 4		12,711 S.F.	12,711 S.F.	1,218 S.F.
ROOF		992 S.F.	992 S.F.	
TOTAL	27,101 S.F.	62,665 S.F.	89,767 S.F.	10,499 S.F.



STREET VIEW



LOOKING EAST FROM GOLDSTREAM

(Emergency Operations Center)

**Questions?**



# All West Shore Statistics

UCR Category*	2022	2023	% Change	File Count (+/-)
215 ALCOH-24HR	15	12	-20%	-3
215 ALCOH-30DAY	0	1	100%	1
215 ALCOH-3DAY	26	26	0%	0
215 ALCOH-7DAY	3	3	0%	0
215 DRUG	26	23	-12%	-3
911-FALSE/ABANDONED	358	394	10%	36
ABANDONED VEHICLE	81	80	-1%	-1
ADMIN LAW-OTHER OFFENCES AGAINST	6	5	-17%	-1
AERONAUTICS ACT	1	0	-100%	-1
ANIMAL CALLS	270	270	0%	0
ARSON - DISREGARD FOR HUMAN LIFE	0	2	100%	2
ARSON-PROPERTY	8	15	88%	7
ASSAULT OTHER P/O-W/WEAPON OR CBH	1	0	-100%	-1
ASSAULT OTHER P/O-COMMON	0	1	100%	1
ASSAULT POLICE - W/WEAPON OR CBH	1	3	200%	2
ASSAULT POLICE - COMMON	10	12	20%	2
ASSAULT - AGGRAVATED	4	5	25%	1
ASSAULT - COMMON	412	477	16%	65
ASSAULTS - OTHER	0	1	100%	1
ASSAULT W/WEAPON OR CBH	78	104	33%	26
B&E-BUSINESS	60	104	73%	44
B&E-OTHER	41	54	32%	13
B&E-RESIDENCE	52	60	15%	8
B&E-SEASONAL	1	0	-100%	-1

UCR Category*	2022	2023	% Change	File Count (+/-)
B&E-TO STEAL FIREARM	0	1	100%	1
BREACH PROBATION-ADULT	70	83	19%	13
BREACH/BAIL VIOLATION	147	199	35%	52
BREACH OF PEACE / CAUSE DISTURBANCE***	442	381	-14%	-61
BYLAW-LITTER	22	41	86%	19
BYLAW-NOISE	445	474	7%	29
BYLAW-OTHER	234	300	28%	66
CANADA TRANSPORTATION ACT	1	0	-100%	-1
CANCELLED FILES	377	480	27%	103
CANNABIS - ANYTHING FOR USE PRODUCTION / DISTRIBUTION	0	1	100%	1
CANNABIS - CULTIVATE/HARVEST (ADULT)	0	1	100%	1
CANNABIS CONTROL & LICENSING ACT	10	13	30%	3
CANNABIS ACT-OTHER	5	3	-40%	-2
CAUSE ANIMAL TO SUFFER	1	4	300%	3
CHECK WELL-BEING	1390	1779	28%	389
CHILD PORN MAKING / DISTRIBUTE	6	10	67%	4
CHLD PORN POSESS / ACCESS	29	19	-34%	-10
COUNTERFEITING CURRENCY	20	11	-45%	-9
COLLISION DAMAGE UNDER \$10,000	435	427	-2%	-8
COLLISION DAMAGE OVER \$10,000	114	120	5%	6
COLLISION - FATAL	2	0	-100%	-2
COLLISION - NON-FATAL	186	179	-4%	-7
COUNSEL / AID SUICIDE - NO DEATH	1	0	-100%	-1
CRIMINAL HARASSMENT	30	46	53%	16

# All West Shore Statistics

UCR Category*	2022	2023	% Change	File Count (+/-)
CRIMINAL NEGLIGENCE CBH	0	1	100%	1
DANGEROUS OPERATION MOTOR VEHICLE	5	5	0%	0
DEMONSTRATIONS / PROTESTS	15	11	-27%	-4
DISTRIBUTE CANNABIS TO YOUTH BY ADULT	1	0	-100%	-1
DNA IDENTIFICATION ACT	0	1	100%	1
DRIVE MOTOR VEHICLE OVER 80MG (CCC)	1	0	-100%	-1
DRIVE W/O CARE /CONSIDER (PROVINCIAL)	14	27	93%	13
DRIVING WHILE PROHIBITED (CCC)	8	10	25%	2
DRIVING COMPLAINTS	0	1	100%	1
DRIVE WHITE DISQUALIFIED / SUSPENDED (PROVINCIAL)	60	72	20%	12
DRIVER PERMIT RECOVERIES (PROVINCIAL)	1	4	300%	3
DUTY TO WARN	3	3	0%	0
ELECTION ACT (PROVINCIAL)	1	0	-100%	-1
EMERGENCY MANAGEMENT ACT / REGULATIONS	2	0	-100%	-2
ESCAPE CUSTODY	0	1	100%	1
EXPLOSIVES ACT	1	0	-100%	-1
EXTORTION	53	58	9%	5
FAIL TO PROVIDE ANIMAL WITH CARE	4	5	25%	1
FAIL TO STOP / REMAIN (CCC)	2	1	-50%	-1
FAIL TO STOP / REMAIN (PROVINCIAL)	74	73	-1%	-1
FAIL TO APPEAR	384	512	33%	128
FAIL / REFUSE ALCOHOL DEMAND	25	13	-48%	-12
FALSE ALARMS	707	895	27%	188
FAMILY LAW ACT	1	1	0%	0

UCR Category*	2022	2023	% Change	File Count (+/-)
FIREARMS PROHIBITION APPLICATION	1	5	400%	4
FIREARMS - CARELESS USE	1	5	400%	4
FIREARM POINTING	4	2	-50%	-2
FIREARMS ACT	1	1	0%	0
FIREARMS OR IMITATION - USING	1	2	100%	1
FIREARMS - UNSAFE STORAGE	1	3	200%	2
FIRE SERVICES / DEPARTMENT ACTS	1	0	-100%	-1
FLIGHT FROM PEACE OFFICER	16	20	25%	4
FORCIBLE CONFINEMENT	4	3	-25%	-1
FRAUD-FALSIFY BOOKS/RECORDS	0	1	100%	1
FRAUD-CRIMINAL BREACH OF TRUST	0	1	100%	1
FRAUD-FORGERY	3	3	0%	0
FRAUD-IDENTITY	50	59	18%	9
FRAUD-MONEY/PROPERTY/SECURITY OVER \$5K	68	113	66%	45
FRAUD-MONEY/PROPERTY/SECURITY UNDER \$5K	169	273	62%	104
FRAUD-OTHER	61	70	15%	9
FRAUD-CONTRACTS/TRADE PART X	0	1	100%	1
FRAUD-AFFECTING PUBLIC MARKET	0	2	100%	2
FRAUD-REAL ESTATE	0	2	100%	2
FRAUD-UTTER FORGED DOCUMENTS	0	2	100%	2
HARASSING COMMUNICATIONS	168	185	10%	17
HATRED - PUBLIC INCITEMENT OF	0	1	100%	1
HUMAN SOURCES	4	7	75%	3
IMPAIRED OP MOTOR VEHICLE (ALCOHOL)	201	183	-9%	-18

# All West Shore Statistics

UCR Category*	2022	2023	% Change	File Count (+/-)
IMPAIRED OP MOTOR VEHICLE (DRUG)	28	28	0%	0
IMPAIRED OP MOTOR VEHICLE (ALCOHOL & DRUG)	14	11	-21%	-3
IMPAIRED OP MOTOR VEHICLE (UNSPECIFIED)	3	0	-100%	-3
IMPERSONATE POLICE/PEACE OFFICER	2	2	0%	0
INCEST	0	1	100%	1
INDCENT ACTS / EXPOSING	38	25	-34%	-13
INDECENT COMMUNICATIONS	1	4	300%	3
INSECURE PREMISES	37	26	-30%	-11
INTIMIDATION - JUSTICE PARTICIPANT	4	0	-100%	-4
INTIMIDATION - VIOLENCE / THREAT	4	0	-100%	-4
INVITATION TO SEXUAL TOUCHING	1	3	200%	2
IMMIGRATION ACT (IRPA)-OTHER	1	2	100%	1
KIDNAPPING	2	0	-100%	-2
LIBEL	1	10	900%	9
LIQUOR ACT INSPECTIONS	1	1	0%	0
LIQUOR (LCLA) ACT - OTHER	10	5	-50%	-5
LIQUOR - CONSUME IN PUBLIC PLACE	15	13	-13%	-2
LIQUOR - INTOXICATED IN PUBLIC PLACE	131	197	50%	66
LIQUOR - MINOR IN POSSESSION	1	3	200%	2
LIQUOR - SUPPLY TO MINOR	0	1	100%	1
LURING CHILD VIA COMPUTER	2	3	50%	1
MIGRATORY BIRDS CONVENTION ACT	0	1	100%	1
MISSING PERSONS	281	337	20%	56
MISCHIEF - \$5K OR UNDER	443	479	8%	36

UCR Category*	2022	2023	% Change	File Count (+/-)
MISCHIEF - CAUSE BY ACT / OMISSION	1	8	700%	7
MISCHIEF - LOSS ENJOYMENT OF PROPERTY	166	152	-8%	-14
MISCHIEF - OVER \$5K	13	5	-62%	-8
MURDER-CONSPIRE TO COMMIT	1	0	-100%	-1
NO CONSENT DISTRIBUTE INTIMATE IMAGE	6	8	33%	2
NUISANCE - ENDANGER LIFE/INJURY	0	1	100%	1
OBSTRUCT PEACE/PUBLIC OFFICERS	14	15	7%	1
ORGANIZED CRIME - PATRICIPATE ACTIVITY	0	1	100%	1
OTHER CRIMINAL CODE OFFENCES	0	3	100%	3
OTHER FEDERAL STATUTES - NOT TRAFFIC	0	1	100%	1
OTHER PROVINCIAL STATUTES - NOT TRAFFIC	1	2	100%	1
PARKNG VIOLATIONS	110	86	-22%	-24
PAROLE/CONDITIONAL RELEASE ACT - BREACH	0	1	100%	1
PEACE BONDS	11	21	91%	10
PERJURY	1	0	-100%	-1
POSSESS - CANNABIS FOR PURPOSE TO SELL	0	1	100%	1
POSSESSION PROPERTY OBTAINED BY CRIME OVER \$5	14	15	7%	1
POSSESSION PROPERTY OBTAINED BY CRIME UNDER \$5K	22	63	186%	41
POSSESS CANNABIS OVER 5G (YOUTH)	2	2	0%	0
POSSESS CANNABIS OVER 30G (ADULT)	1	0	-100%	-1
POSSESSION - COCAINE	19	12	-37%	-7
POSSESSION - FENTANYL	24	7	-71%	-17
POSSESSION - HEROIN	2	0	-100%	-2
POSSESSION - LSD	0	3	100%	3

# All West Shore Statistics

UCR Category*	2022	2023	% Change	File Count (+/-)
POSSESSION - METHAMPHETAMINE	35	11	-69%	-24
POSSESSION - METHADONE	1	0	-100%	-1
POSSESSION - OTHER SCHEDULE I DRUGS / SUBSTANCE	21	11	-48%	-10
POSSESSION - OTHER SCHEDULE III DRUGS / SUBSTANCE	0	1	100%	1
POSSESSION - PSILOCYBIN	2	1	-50%	-1
PROVINCIAL PROHIBITION / SUSPENSION - NOT 215	15	28	87%	13
PROPERTY CHECK	4	0	-100%	-4
PROPERTY-FOUND	447	547	22%	100
PROPERTY-LOST	655	652	0%	-3
POSSESSION OF BREAK-IN INSTRUMENTS	1	2	100%	1
PUBLIC COMPLAINT AGAINST AGENCY	1	0	-100%	-1
PUBLIC COMPLAINT AGAINST MEMBER	18	35	94%	17
PUBLIC MISCHIEF	7	16	129%	9
ROBBERY - OTHER OFFENSIVE WEAPON	3	7	133%	4
ROAD BLOCK	3	2	-33%	-1
ROBBERT - OTHER	7	9	29%	2
SAFE STREETS ACT	9	5	-44%	-4
SCHOOL ACT	0	3	100%	3
SEXUAL ASSAULT W/WEAPON	1	0	-100%	-1
SEXUAL INTERFERENCE	19	21	11%	2
SEX OFFENDER REGISTRY - CC OFFENCES	2	4	100%	2
SEXUAL EXPLOITATION	1	0	-100%	-1
SEXUAL ASSAULT	85	69	-19%	-16
SHOPLIFTING OVER \$5K	4	1	-75%	-3

UCR Category*	2022	2023	% Change	File Count (+/-)
SHOPLIFTING OVER \$5K	400	514	29%	114
SHOTS FIRED	27	44	63%	17
STRANDED PERSON	13	4	-69%	-9
SUSPICIOUS CURRENCY TRANSACTION	2	0	-100%	-2
SUSPICIOUS OCCURRENCES	1565	2255	44%	690
THEFT FROM MAIL	24	18	-25%	-6
THEFT-IDENTITY	4	2	-50%	-2
THEFT OF AUTO OVER \$5K	16	13	-19%	-3
THEFT OF AUTO UNDER \$5K	9	7	-22%	-2
THEFT OF BIKE OVER \$5K	1	2	100%	1
THEFT OF BIKE UNDER \$5K	70	98	40%	28
THEFT FROM MOTOR VEHICLE UNDER \$5K	287	251	-13%	-36
THEFT FROM MOTOR VEHICLE OVER \$5K	10	9	-10%	-1
THEFT MOTORCYCLE OVER \$5K	3	1	-67%	-2
THEFT MOTORCYCLE UNDER \$5K	6	5	-17%	-1
THEFT OF OTHER VEHICLE OVER \$5K	6	2	-67%	-4
THEFT OF OTHER VEHICLE UNDER \$5K	0	2	100%	2
THEFT OF TRUCK OVER \$5K	15	21	40%	6
THEFT OF TRUCK UNDER \$5K	2	8	300%	6
THEFT - OTHER OVER \$5K	31	19	-39%	-12
THEFT - OTHER UNDER \$5K	235	310	32%	75
THEFT - ELEC/GAS/TEL UNDER \$5K	1	2	100%	1
TAKE AUTO WITHOUT CONSENT UNDER \$5K	4	3	-25%	-1
TAKE AUTO WITHOUT CONSENT OVER \$5K	9	8	-11%	-1

# All West Shore Statistics

UCR Category*	2022	2023	% Change	File Count (+/-)
TOBACCO ACT	2	2	0%	0
TRAFFICKING - COCAINE	7	9	29%	2
TRAFFICKING - FENTANYL	11	10	-9%	-1
TRAFFICKING - METHAMPHETAMINE	3	6	100%	3
TRAFFICKING - OTHER CDSA	2	5	150%	3
TRAFFICKING - OTHER SCHEDULE I DRUGS/SUBSTANCES	11	12	9%	1
TRAFFICKING - OTHER SCHEDULE III DRUGS/SUBSTANCES	1	0	-100%	-1
TRAP CAUSING BODILYHARM	1	0	-100%	-1
TRESPASS ACT	99	290	193%	191
TRESPASS AT NIGHT	15	27	80%	12
TRAFFICK PROPERTY OBTAINED BY CRIME OVER \$5K	1	0	-100%	-1
TRAFFIC - INSURANCE VIOLATION	98	180	84%	82
TRAFFIC - OTHER MOVING	2024	2076	3%	52
TRAFFIC - OTHER MUNICIPAL	2	0	-100%	-2
TRAFFIC - OTHER NON-MOVING	153	198	29%	45
TRAFFIC - WRITTEN WARNING	2	0	-100%	-2
UNSPECIFIED ASSISTANCE	1319	1178	-11%	-141
UTTER THREATS - PROPERTY/ANIMAL	18	35	94%	17
UTTERS THREATS - PERSON	226	229	1%	3
VOYEURISM	3	2	-33%	-1
WILDFIRE ACT/REGULATIONS	3	6	100%	3
WLDLIFE ACT (PROVINCIAL)	1	2	100%	1
WEAPONS - UNAUTHORIZED IMPORT / EXPORT	0	1	100%	1
WEAPONS - POSSESS CONTRARY TO ORDER	1	0	-100%	-1
WEAPONS POSSESSION	56	66	18%	10
YCJA INCLUDING BREACH PROBATION	1	4	300%	3
PRIVATE FILES	10	19	90%	9
<b>TOTAL FOUNDED FILES</b>	<b>17116</b>	<b>19801</b>	<b>16%</b>	<b>2685</b>
ASSISTANCE, PREVENTION, INFORMATION, UNFOUNDED FILES	5660	6817	20%	1157
<b>TOTAL FILES</b>	<b>22776</b>	<b>26618</b>	<b>17%</b>	<b>3842</b>
<b>MENTAL HEALTH FILES (Z SCORED - ASSISTANCE)**</b>	1082	1045	-3%	-37
<b>ALL FILES WITH MENTAL HEALTH COMPONENT***</b>	1625	1788	10%	163