

West Shore RCMP

2024-2025 RESOURCE REVIEW FOR CITY OF LANGFORD

PRESTON, Todd (Officer in Charge of the West Shore RCMP)

West Shore RCMP received **25515** calls for service in 2024. West Shore RCMP currently has 119 sworn police officers, 1 Civilian Member and 40 full time Municipal Staff.

West Shore RCMP Langford Police to Population ratio is approximately 1 : 725, based off of 119 officers and population in Langford of 55 025 (population figures come from Government of BC 2024 estimates).

Similar demographics of Saanich and Victoria are listed below for comparison sake:

- *Saanich Cop to Pop ratio 1 : 688, based off of 185 police officers in Saanich and population of 127 331
- *Victoria Cop to Pop ratio 1 : 411, Based off of 250 police officers and population of 102 951

FILE COUNT BY JURISDICTION

Jurisdiction	2023	2024	File Count + / -	% Change
Langford	15333	14419	-914	-6.0
Colwood	5123	5181	58	1.1
View Royal	3369	3352	-17	-0.5
Metchosin	998	995	-3	-0.3
Highlands	317	301	-16	-5.0
Malahat	193	248	55	28.5
Songhees Nation	979	808	-171	-17.5
Esquimalt Nation	77	68	-9	-11.7
All West Shore	26618	25515	1103	-4.1

Figure 1: File Numbers Per Municipality

This year, files decreased overall by 6% (1103 files), with a 4% (914 files) decrease in Langford.

The overall decrease may be attributed to:

- Danbrook Park – when the encampment in Danbrook Park was taken down, files decreased in that area significantly. Police attended the park 222 times in 2023, and only 9 times in 2024.
- However, Calls have significantly increased in area of Jacklin Rd / Rex Rd from 51 calls in 2022 to 145 calls in 2024 representing a 184% increase, most notably the call volume in this area increased the most in the second half of 2024 (65 calls from July-Dec 2024)
- Targeted property crime initiatives – The Crime Reduction Unit worked all year on a targeted shoplifting initiative.

Although files decreased, they increased in specific areas:

- Persons offences have increased from 741 files in 2023 to 834 files in 2024, representing a 12.5% increase.
- Criminal Code Traffic Offences are up from 144 files in 2023 to 177 files in 2024 representing a 22% increase.

- CDSA (Controlled Drug and Substances Act) offences are up from 55 files in 2023 to 70, representing a 27% increase.

INCIDENTS PER 1000 POPULATION¹ - LANGFORD

LANGFORD	REPORTED INCIDENTS	POPULATION	INCIDENTS PER 1000 POPULATION
2023	15333	51464	298
2024	14419	51464	280

Figure 2: Files per 1000 Population in Langford, 2023 compared to 2024

INCIDENTS PER 1000 POPULATION – WEST SHORE

	2024 REPORTED INCIDENTS	2024 POPULATION	REPORTED INCIDENTS / 1000 POPULATION
Langford	14419	51,464	280
Colwood	5181	21,117	262
View Royal	3352	12,788	245
West Shore Provincial	1425	6,142	232
Metchosin	995	5,142	194
All West Shore Jurisdiction	25515	96,653	264

Figure 3: Files per 1000 Population, all Municipalities

Langford accounts for 53% of the population of the West Shore area.

In 2024, Langford accounted for 56% of all files in the West Shore, but accounted for:

- 60% of all person offences (834/1386)
- 62% of property offences (1596/2515)
- 57% of all fraud files (298/520)
- 59% of Mental Health calls (calls with a mental health component, not just apprehensions)
- 65% of offences involving a youth perpetrator

¹ Population based on 2023 estimates, no data for 2024 at this time. 2023 Population figures are projections & calculated by E Division Data Analysis Unit. A running average is calculated by using the previous 5 years of population data (2018-2022) & the 2023 population is an estimate.

Files have increased in Langford in the categories of Persons Offences, CDSA Offences, Provincial and Federal Acts, and Criminal Code Traffic Offences.

Files have decreased in Langford in the categories of Property Offences, Other Criminal Code Offences, and Non-Reportable file types.

OFFENCE TYPES – 2023 VS 2024 - LANGFORD

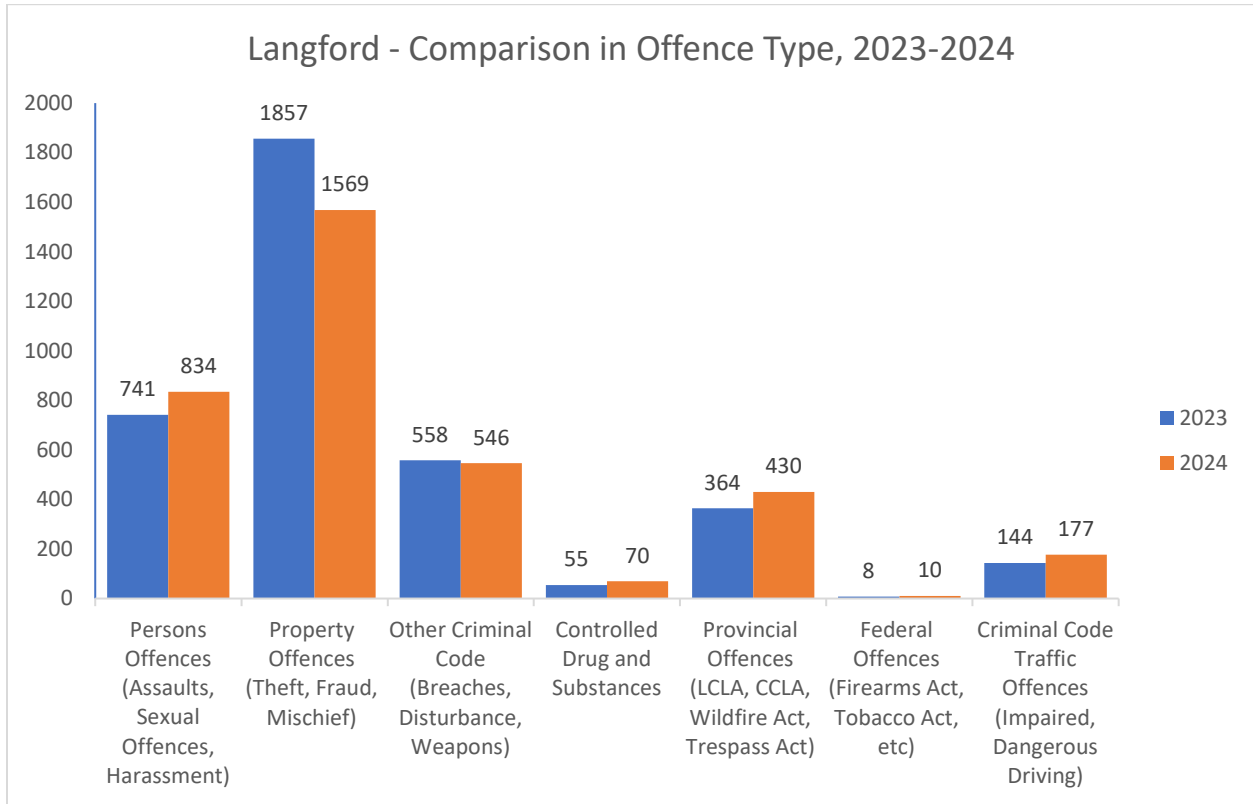


Figure 4: 2023 vs 2024 Offence Types, Langford

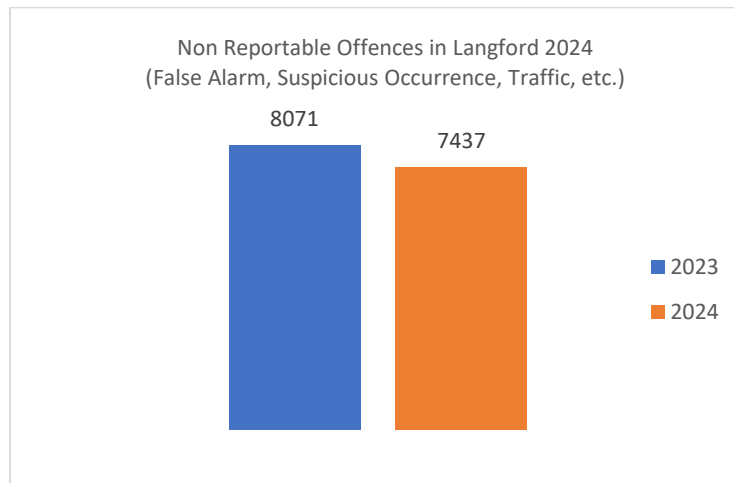


Figure 5: 2023 vs 2024 Offence Type: Non-Reportable Offences

PERSONS OFFENCES - LANGFORD (VIOLENT CRIMES)

Persons offences include: Assaults (all), Utter Threats, Harassment, Sexual Assaults and other sexual offences, Robbery, Kidnapping, Extortion, some Arson

60% of the persons offences in 2024 occurred in Langford. The most common person offences in Langford were: Assault, Uttering Threats, Harassing Communications, Assault with a Weapon, and Sexual Assault.

- Persons offences have increased – these are larger more complex investigations, more time consuming, Higher-risk to public and personal safety; from 741 files in 2023 to 834 files in 2024 representing a 12.5% increase.

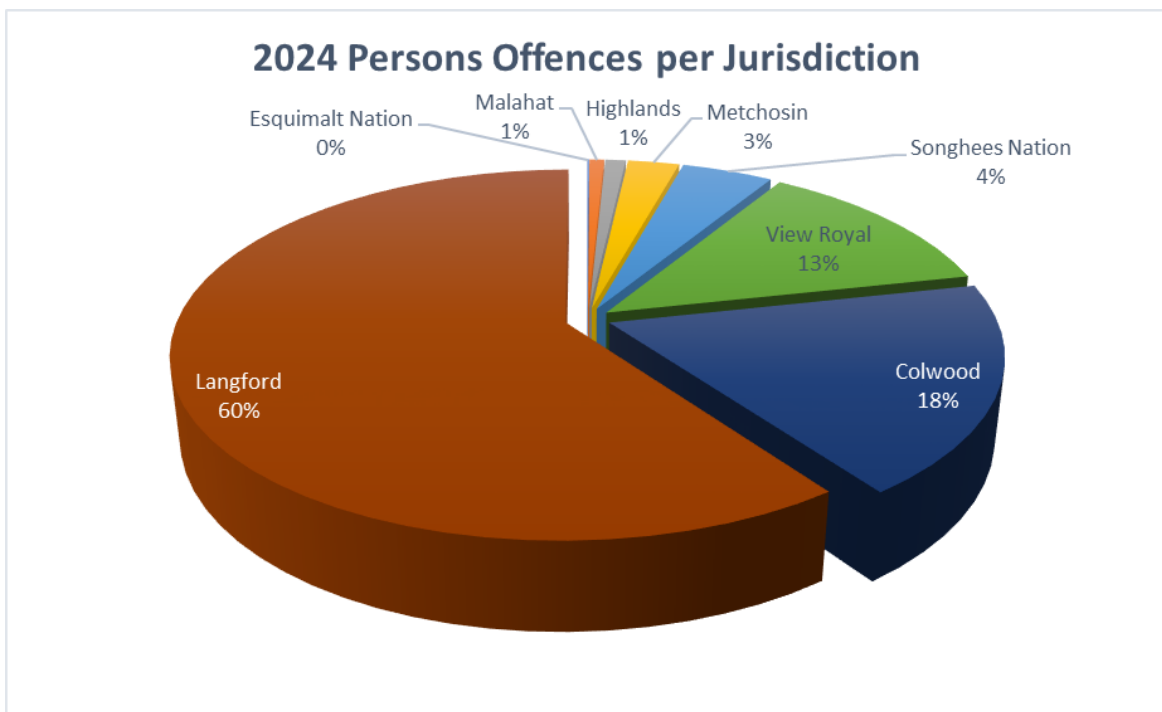


Figure 6: Persons Offences by Municipality

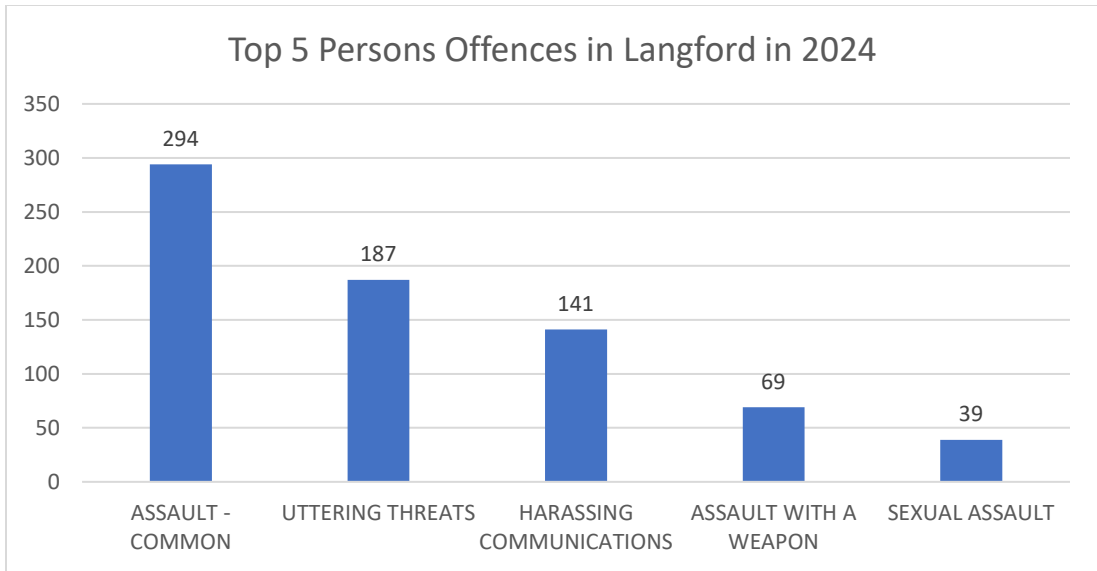


Figure 7: Top 5 Persons Offences in Langford

PERSONS OFFENCES OVERALL WEST SHORE

Figure 8 shows a steady increase in Crimes against Persons per Municipality.

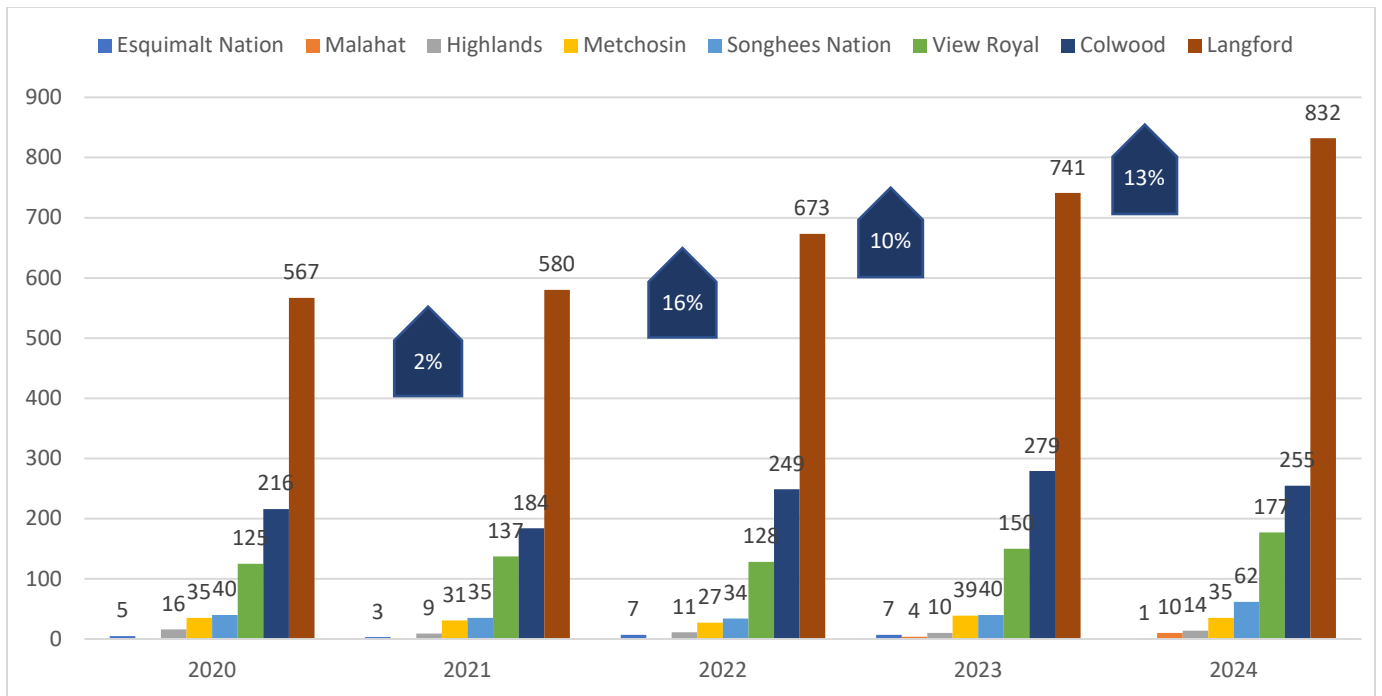


Figure 8: 5 Year Comparison - Crimes Against Persons per Municipality

PROPERTY OFFENCES IN LANGFORD

In 2024, there were 2515 property offences, with 62% (1569) of those offences occurring in Langford.

2024 Property Offences Per Community

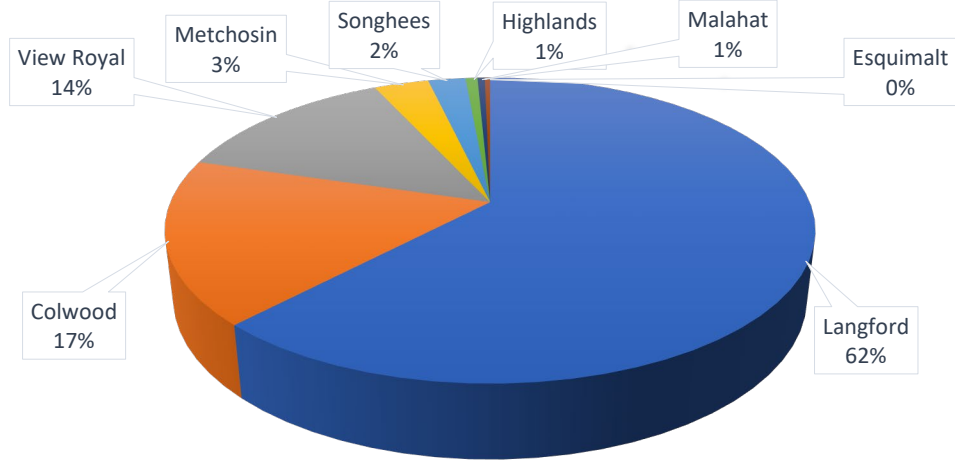


Figure 9: Property Offences per Municipality




Figure 10: Top 5 Property Offences in Langford

PROPERTY OFFENCES OVERALL IN WEST SHORE

Property offences have been trending upwards over the last 5 years. Langford did experience a slight decrease in property offences in 2024.

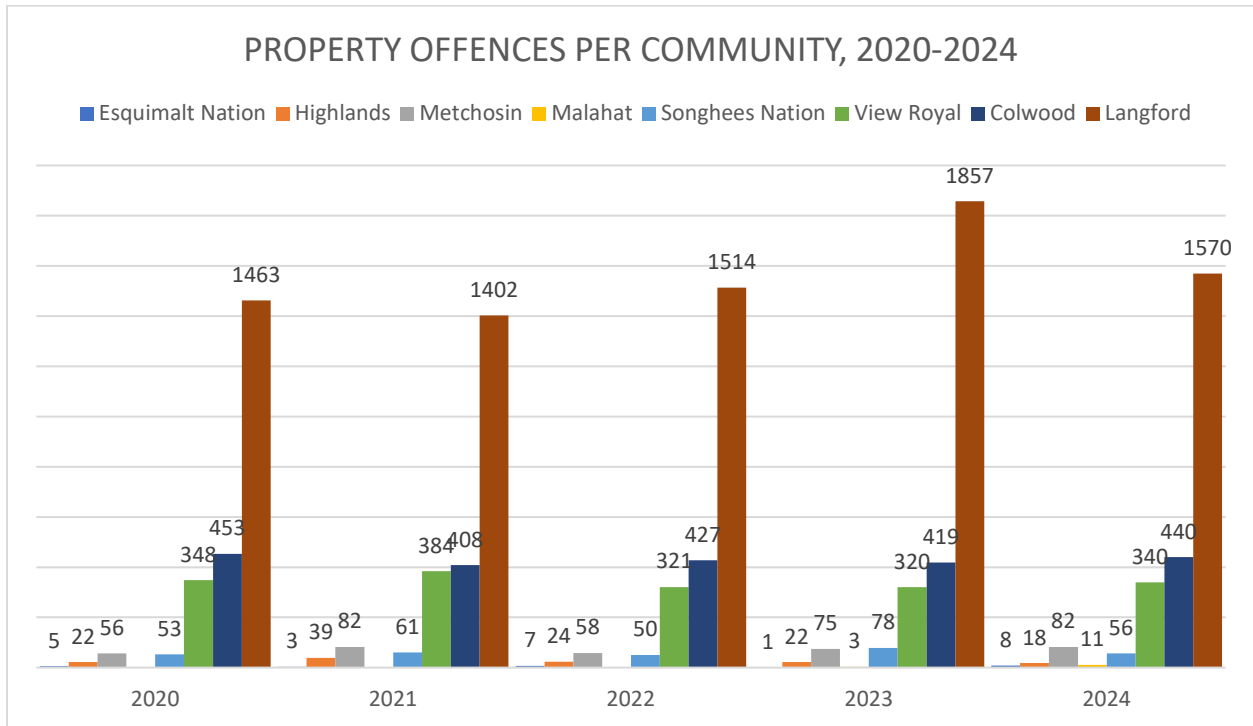


Figure 11: 5 Year Comparison: Property Offences Per Municipality

FRAUD, CYBERCRIME², EXTORTION

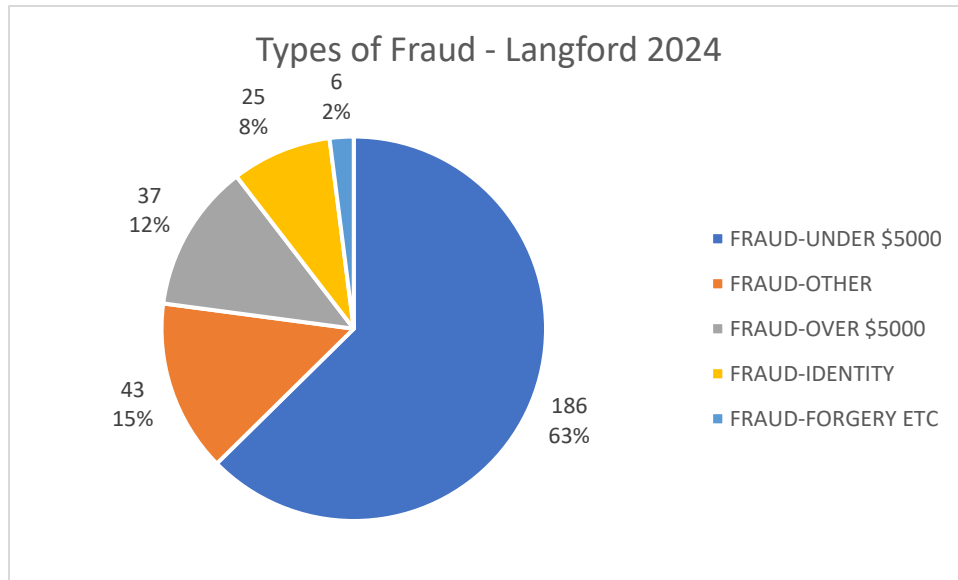


Figure 12: Top 5 Fraud Types

In 2024, there were 520 Fraud files in the West Shore. 298 of those Frauds occurred in Langford, accounting for 57% of all fraud reports.

In 2023, there were 528 Fraud files, with 311 occurring in Langford, accounting for 58% of all fraud reports.

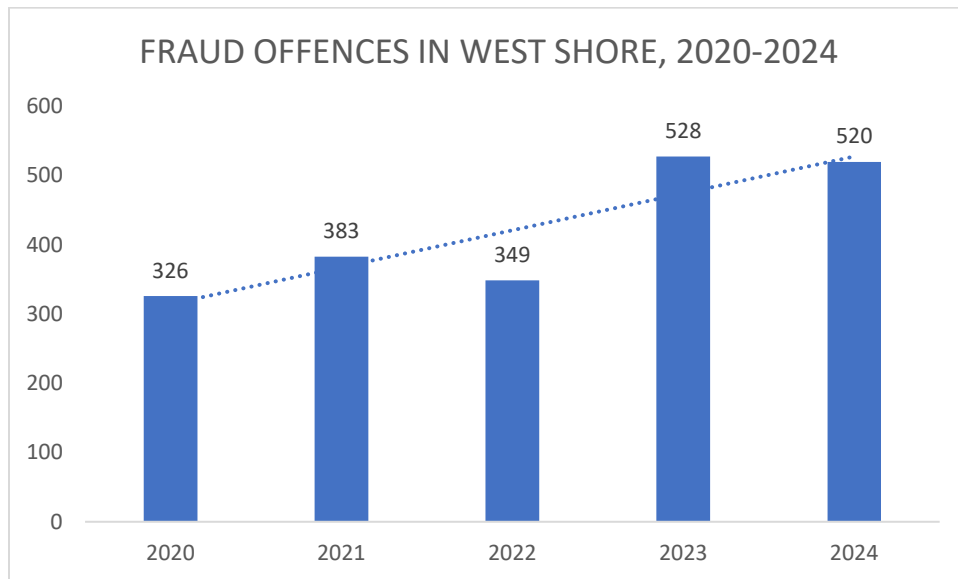


Figure 13: 5 Year Trend: Fraud Offences in Langford

² For the purpose of national police-reported statistics, cybercrime encompasses any criminal act as outlined in Canada’s Criminal Code where Information and Communication Technology (ICT) is the target of the offence, or whereby ICT is integral and vital in the commission of the offence. ICT includes, but is not limited to, the internet, computers, servers, digital technology, digital telecommunications devices, phones and networks. Texting, messages on Facebook and Twitter for example are all to be considered as cybercrime activity if a criminal offence (such as uttering threat or criminal harassment) is involved.

CYBERCRIME, EXTORTION, CHILD SEXUAL ASSAULT MATERIAL (CSAM)³:

Overall Cyber crime has been on the rise in West Shore. This is a part of a larger trend we are seeing across the nation with emerging technologies, including Artificial Intelligence, and increasingly sophisticated cyber scams.

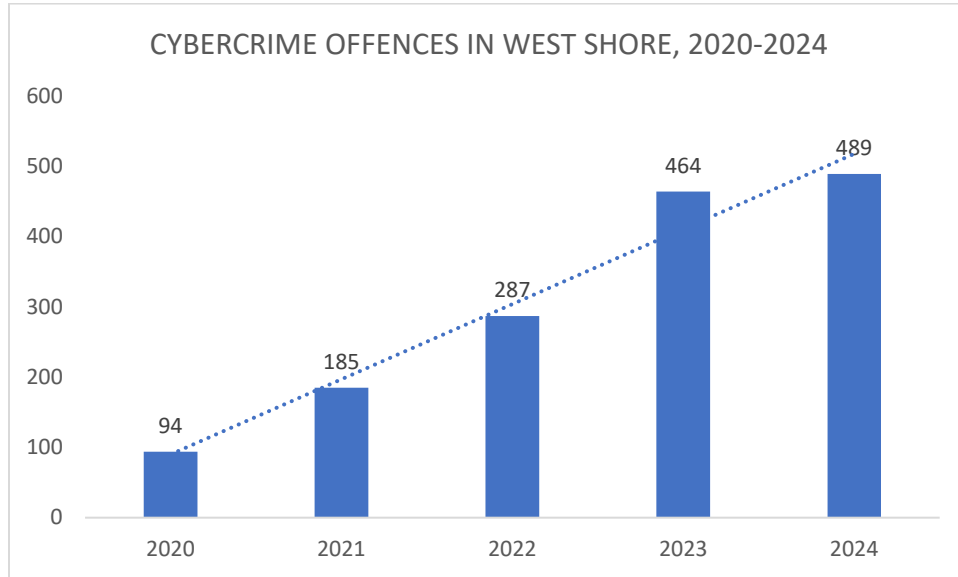


Figure 14: 5 Year Trend: Cybercrime (All of the West Shore)

Year	Count of Cybercrime Files	% Change from Previous Year
2020	94	
2021	185	96%
2022	287	55%
2023	464	61%
2024	489	5%

Figure 15: 5 Year Trend: All West Shore Files with a Cybercrime Aspect

Year	Count of Extortion Files	% Change from Previous Year
2020	12	
2021	23	92%
2022	53	130%
2023	57	8%
2024	53	-7%

Figure 16: 5 Year Trend: All West Shore Extortion Files

Extortion files are slightly down this year compared to 2023, however it has greatly increased overall in the past five years – from 12 files in 2020, to 53 files in 2024, representing a 341% increase. “Sextortion” scams and youth victims were a significant portion of these files.

³ CSAM: Child Sexual Assault Material, known legally in the Criminal Code as Child Pornography.

CHILD SEXUAL ASSAULT MATERIAL & CHILD LURING VIA COMPUTER – WEST SHORE

	2023	2024	% Change
CSAM (Possession & Distribution)	29	27	-7%
Child Luring Via Computer	2	4	100%

Figure 17: Two Year Trend: Cyber Crime Offences

MENTAL HEALTH

	# Files With Mental Health Component	% Files With Mental Health Component	# Suicidal Person Service Calls	% Suicidal Person Service Calls	# Hours Spent Suicidal Person Calls	% Hours Spent Suicidal Person Calls
Langford	1121	59%	162	61%	367.24	59.43%
Colwood	359	19%	58	22%	125.89	20.37%
View Royal	228	12%	31	12%	84.91	13.74%
Metchosin	42	2%	0	0.00%	0.00	0.00%
Provincial	143	8%	12	5%	37.16	6.01%
Other	9	0.5%	1	0.38%	2.69	0.44%
Total	1902		264		618	

Figure 18: Mental Health Stats by Municipality

In April 2024, West Shore RCMP Mental Health Unit was established which pairs a police officer with a registered nurse who specializes in mental health and substance use care, together they respond to mental health calls for service. The unit has been well received by the community and they have responded to approximately half of all mental health calls received.

Langford had 1121 files related to Mental Health in 2024. Of those files, police officers spent nearly 400 hours at these calls.

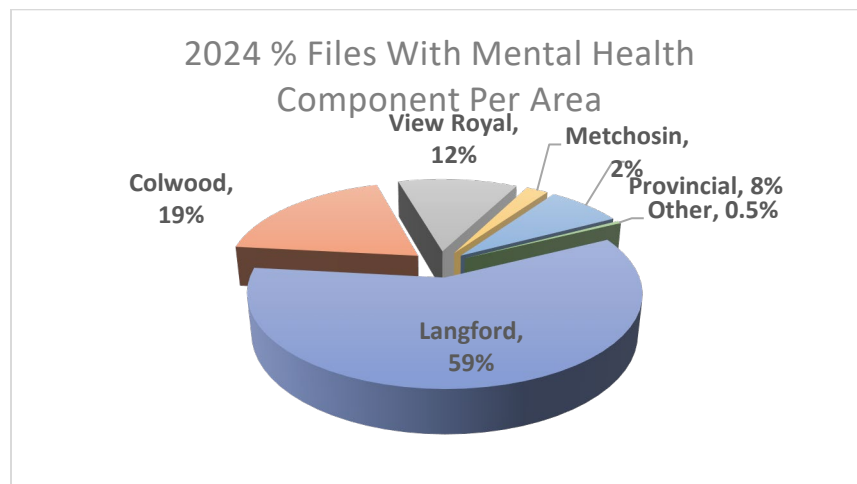


Figure 19: Mental Health Files by Municipality

YOUTH RELATED OFFENCES – WEST SHORE

In 2023 there were 296 investigations involving youth who were listed as the main perpetrators. In 2024, there were 267 investigations, representing a 9% decrease. The youth involved in these investigations were classified as either Charged, Charges Recommended, Suspect Chargeable, Or Suspect. Figure below depicts the percentage of crimes involving youth per community in 2024.

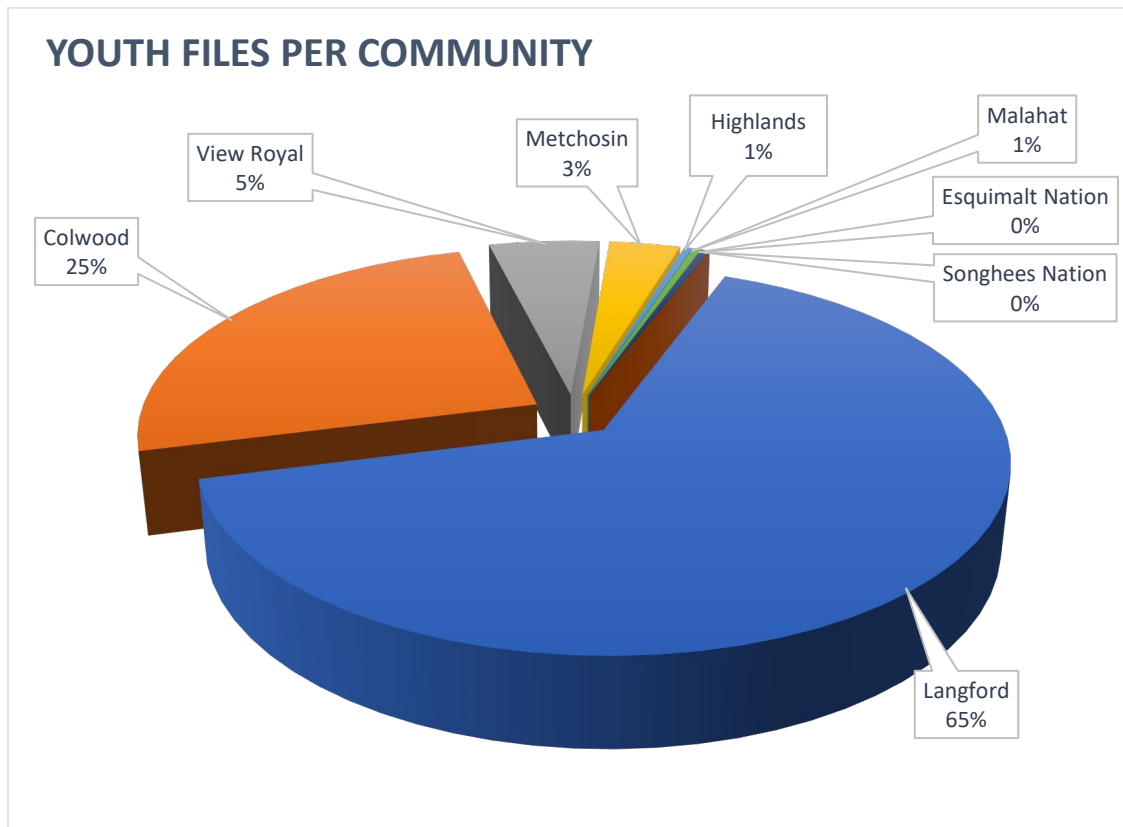


Figure 20: Percentage of Crimes involving Youth Perpetrators

FILE COMPARISONS 2023-2024: CALLS FOR SERVICE IN LANGFORD ONLY INCREASES ARE IN GREEN, DECREASES YELLOW, BOLD ARE NOTABLE

Row Labels	2023	2024	% Change
215 ALCOH-24HR	7	8	14%
215 ALCOH-30DAY	1	0	-100%
215 ALCOH-3DAY	13	13	0%
215 ALCOH-7DAY	1	1	0%
215 DRUG	13	8	-38%
911-FALSE/ABAND	214	153	-29%
ABAND VEH	49	32	-35%
ABDUCTION U/16	0	1	100%
ADMIN LAW-OTH	6	12	100%
ANIMAL CALLS	155	132	-15%
ARSN-DRGRD LIFE	1	0	-100%
ARSON-PROPERTY	10	7	-30%
ASLT OT P/O-COMM	0	1	100%
ASSLT P/O W/WPN	2	0	-100%
ASSLT P/O-COMMON	9	10	11%
ASSLT-AGGRVATED	2	0	-100%
ASSLT-COMMON	286	294	3%
ASSLTS-OTH	0	1	100%
ASSLT-W/WPN-CBH	70	69	-1%
B&E-BUSINESS	68	31	-54%
B&E-OTHER	37	33	-11%
B&E-RESIDENCE	32	27	-16%
B&E-STEAL F'ARM	1	1	0%
BRCH PROB-ADULT	42	59	40%
BRCH/BAIL VIOL	126	110	-13%
BREACH OF PEACE	24	34	42%
BYLAW-LITTER	27	12	-56%
BYLAW-NOISE	309	293	-5%
BYLAW-OTH	205	200	-2%
CANCELLED FILES	485	469	-3%
CANNABIS ACT	7	2	-71%
CCLA-CANNABIS CONTROL LICENSING ACT	6	13	117%
CAUSE DISTURB	227	201	-11%
CAUSE SUFF ANIM	3	7	133%
CHECK WELL-BEING	1109	1106	0%
CHILD PORN MAKE	3	11	267%
CHLD PORN P/A	12	10	-17%
CNTRFEIT CURR	8	15	88%
COLL-DMGE<10000	246	283	15%

COLL-DMGE>10000	55	61	11%
COLL-NON-FATAL	72	104	44%
CRIM HARASSMENT	29	35	21%
CRIM NEG CBH	1	0	-100%
DANG OP-MV	2	1	-50%
DEMO/PROTESTS	5	1	-80%
DIST CAN-ADLT-YO	0	1	100%
DR W/O-PROV	15	18	20%
DR WH/PROH-CCC	5	3	-40%
DRV DISQ/SUS-PRV	34	19	-44%
DRVR PRMT REC	3	0	-100%
DUTY TO WARN	2	0	-100%
EXCISE-TOBACCO	0	2	200%
EXTORTION	35	22	-37%
FAIL PRV ANIM CR	3	7	133%
FAIL STOP (CCC)	0	2	200%
FAIL STOP-PROV	43	55	28%
FAIL/REF DEM ALC	7	6	-14%
FAIL/REF DEM DRG	0	1	100%
FALSE ALARMS	517	350	-32%
F'ARM-CARELESS	1	1	0%
F'ARM-POINT	2	1	-50%
F'ARM PROH APP	5	0	-100%
F'ARMS ACT	1	2	100%
F'ARM-UNSF E STG	3	1	-67%
FLIGHT FROM PO	10	5	-50%
FORCE CONFINE	3	1	-67%
FRAUD-BOOKS/REC	0	1	100%
FRAUD-FORGERY	2	3	50%
FRAUD-IDENTITY	35	25	-29%
FRAUD-M/P/S O/	63	37	-41%
FRAUD-M/P/S U/	165	186	13%
FRAUD-OTH	44	43	-2%
FRAUD-UTTER DOC	0	2	200%
FRAUD-PART X	1	0	-100%
FRAUD-REAL ESTA	2	0	-100%
HARASSING COMM	100	141	41%
HTRD-ADV GNOCDE	0	1	100%
HUMAN SOURCES	7	2	-71%
IMPOP MV (A)	102	122	20%
IMPOP MV (A)-CBH	0	1	100%
IMPOP MV(DRG)	15	27	80%
IMPRD OP MV A/D	3	9	200%

IMPRSNATE P/O	1	0	-100%
IND ACTS/EXPOSE	16	12	-25%
INDECENT COMM	2	1	-50%
INJ/ENDG ANIMAL	0	1	100%
INSECURE PREM	16	15	-6%
INTIM-JSTCE PRT	0	1	100%
INVITE SEX TOUCH	1		-100%
IRPA-OTHER	1	1	0%
LCLA-PERMIT ISS	0	1	100%
LIBEL	4	2	-50%
LIQ(LCLA)-OTH	4	10	150%
LIQ-CNSME/PUBLIC	10	19	90%
LIQ-INTOX PUBLIC	130	96	-26%
LIQ-MINOR PSN	2	6	200%
LIQ-SUPPLY MINOR	1	3	200%
LURE CHLD-CMPTR	0	2	200%
MISS PERS	117	91	-22%
MISS PERS-HIGH	54	45	-17%
MSCHF-5000 OR U	284	260	-8%
MSCHF-ACT/OMMIT	5	3	-40%
MSCHF-ENJOY PROP	101	71	-30%
MSCHF-O/5000	4	7	75%
MURDER-CONSPIRE	0	1	100%
NO-CNSNT DST IMG	6	2	-67%
NUIS-ENDNGR LIFE	1	0	-100%
OBSTRCT JUSTICE	0	1	100%
OBSTRCT P/O	10	18	80%
OTH CC OFFENCES	2	0	-100%
OTH FED STATUTE	1	1	0%
OTH PROV STAT	1	0	-100%
OTHR INTERF PROP	0	1	100%
PARKNG VIOLATN	57	34	-40%
PEACE BONDS	12	12	0%
POSS PROP O/5000	7	8	14%
POSS PROP U/5000	50	29	-42%
POSS-CAN YOUTH>5	2	1	-50%
POSS-COCAINE	4	9	125%
POSSES-FENTANYL	4	7	75%
POSS-LSD	2	0	-100%
POSS-MDMA	1	0	-100%
POSS-METH	8	10	25%
POSS-OTH SCH I	5	15	200%
POSS-PSILOCYBIN	1	0	-100%

PRHB/SUSP-NOT215	19	18	-5%
PROCURING SEX	0	1	100%
PROPERTY-FOUND	373	331	-11%
PROPERTY-LOST	400	420	5%
PSN BRK-IN INST	1	2	100%
PUB COMP-MEMBER	36	47	31%
PUBLIC MSCHF	9	13	44%
RBRY-OTH OFF WPN	5	3	-40%
ROBBERY-OTH	7	7	0%
SAFE ST'S ACT	3	0	-100%
SCHOOL ACT	1	2	100%
SEX ASSLT W/WPN	0	1	100%
SEX INTRFERENCE	12	10	-17%
SEX REG-OFFENCES	2	3	50%
SEXUAL ASSAULT	37	39	5%
SHOTS FIRED	21	9	-57%
STRANDED PERSON	3	4	33%
SUSP PER/VEH/OCC	1353	1153	-15%
SUSP SUBSTANCE	0	1	100%
THEFT FROM MAIL	11	6	-45%
THFT AUTO O/5000	9	3	-67%
THFT AUTO U/5000	7	1	-86%
THFT BIKE O/5000	2	0	-100%
THFT BIKE U/5000	73	46	-37%
THFT FR MV U/	141	99	-30%
THFT FROM MV O/	5	2	-60%
THFT M/C U/5000	3	1	-67%
THFT OTH VEH O/	2	3	50%
THFT OTH VEH U/	1	4	300%
THFT TRUK O/5000	13	4	-69%
THFT TRUK U/5000	2	4	100%
THFT-OTH O/5000	13	4	-69%
THFT-OTH U/5000	214	177	-17%
THFT-SHOP O/5000	2	2	0%
THFT-SHOP U/5000	441	427	-3%
TKE AUTO W/O U/	2	1	-50%
TKE AUTO-W/O O/	5	10	100%
TOBACCO ACT	1	1	0%
TRAFF-COCAINE	5	5	0%
TRAFF-FENTANYL	8	4	-50%
TRAFF-METH	5	2	-60%
TRAFF-OTH CDSA	4	5	25%
TRAFF-OTH SCH I	5	8	60%

TRAFF-PSLOCYBIN	0	1	100%
TRESPASS ACT	200	275	38%
TRESPASS-NIGHT	10	10	0%
TRF PROP U/\$5000	0	1	100%
TRF-INS VIOLATN	92	93	1%
TRF-OTH MOVE	1065	953	-11%
TRF-OTH NON-MOVE	112	109	-3%
UNSPEC ASSIST	723	747	3%
UTTR THRT PROP	20	13	-35%
UTTR THRTS-PRSN	129	187	45%
VOYEURISM	2	3	50%
WILDFIRE ACT/REG	2	6	200%
WLDLIFE (PROV)	1	0	-100%
WPNS-IMP/EXP	1	0	-100%
WPNS PSN/ORDR	1	2	100%
WPNS-POSSN	45	32	-29%
YCJA & BR PROB	4	3	-25%

CALLS FOR SERVICE ALL WEST SHORE 2023-2024: WEST SHORE

UCR Category*	2023	2024	% Change	File Count +/-
215 ALCOH-3DAY	26	30	15.4%	4
911-FALSE/ABANDONED	394	304	-22.8%	-90
ABANDONED VEHICLE	80	67	-16.3%	-13
ADMIN LAW-OTHER OFFENCES AGAINST	5	14	180.0%	9
ANIMAL CALLS	270	237	-12.2%	-33
ASSAULT - AGGRAVATED	5	1	-80.0%	-4
ASSAULT - COMMON	477	466	-2.3%	-11
ASSAULT POLICE - W/WEAPON OR CBH	3	0	-100.0%	-3
ASSAULT W/WEAPON OR CBH	104	121	16.3%	17
B&E-BUSINESS	104	49	-52.9%	-55
B&E-RESIDENCE	60	56	-6.7%	-4
BREACH OF PEACE & CAUSE DISTURBANCE	381	388	1.8%	7
BREACH PROBATION-ADULT	83	89	7.2%	6
BYLAW-LITTER	41	26	-36.6%	-15
BYLAW-NOISE	474	449	-5.3%	-25
BYLAW-OTHER	300	314	4.7%	14
CANCELLED FILES	480	469	-2.3%	-11
CANNABIS CONTROL & LICENSING ACT	13	18	38.5%	5
CAUSE ANIMAL TO SUFFER	4	10	150.0%	6
CHECK WELL-BEING	1779	1831	2.9%	52

CHILD PORN MAKING / DISTRIBUTE	10	16	60.0%	6
CHLD PORN POSSESS / ACCESS	19	11	-42.1%	-8
COLLISION - NON-FATAL	179	201	12.3%	22
COLLISION DAMAGE UNDER \$10,000	427	533	24.8%	106
COUNTERFEITING CURRENCY	11	25	127.3%	14
CRIMINAL HARASSMENT	46	55	19.6%	9
DEMONSTRATIONS / PROTESTS	11	3	-72.7%	-8
DRIVE W/O CARE /CONSIDER (PROVINCIAL)	27	30	11.1%	3
DRIVE WHITE DISQUALIFIED / SUSPENDED (PROVINCIAL)	72	48	-33.3%	-24
DRIVING WHILE PROHIBITED (CCC)	10	3	-70.0%	-7
DUTY TO WARN	3	0	-100.0%	-3
EXCISE-TOBACCO	0	3	300.0%	3
EXTORTION	58	51	-12.1%	-7
FAIL / REFUSE ALCOHOL & DRUG DEMAND	13	16	23.1%	3
FAIL TO APPEAR	512	522	2.0%	10
FAIL TO PROVIDE ANIMAL WITH CARE	5	9	80.0%	4
FAIL TO STOP / REMAIN (PROVINCIAL)	73	86	17.8%	13
FALSE ALARMS	895	611	-31.7%	-284
FIREARMS PROHIBITION APPLICATION	5	1	-80.0%	-4
FLIGHT FROM PEACE OFFICER	20	13	-35.0%	-7
FRAUD-IDENTITY	59	49	-16.9%	-10
FRAUD-MONEY/PROPERTY/SECURITY OVER \$5K	113	81	-28.3%	-32
FRAUD-MONEY/PROPERTY/SECURITY UNDER \$5K	273	306	12.1%	33
FRAUD-OTHER	70	73	4.3%	3
HARASSING COMMUNICATIONS	185	232	25.4%	47
HUMAN SOURCES	7	2	-71.4%	-5
IMPAIRED OP MOTOR VEHICLE (ALCOHOL & DRUG)	11	19	72.7%	8
IMPAIRED OP MOTOR VEHICLE (ALCOHOL)	183	231	26.2%	48
IMPAIRED OP MOTOR VEHICLE (DRUG)	28	49	75.0%	21
INDCENT ACTS / EXPOSING	25	21	-16.0%	-4
INSECURE PREMISES	26	19	-26.9%	-7
INVITATION TO SEXUAL TOUCHING	3	0	-100.0%	-3
LIBEL	10	3	-70.0%	-7
LIQUOR - CONSUME IN PUBLIC PLACE	13	31	138.5%	18
LIQUOR - INTOXICATED IN PUBLIC PLACE	197	155	-21.3%	-42
LIQUOR - MINOR IN POSSESSION	3	8	166.7%	5
LIQUOR (LCLA) ACT - OTHER	5	19	280.0%	14
MISCHIEF - \$5K OR UNDER	479	450	-6.1%	-29
MISCHIEF - LOSS ENJOYMENT OF PROPERTY	152	144	-5.3%	-8
MISCHIEF - OVER \$5K	5	9	80.0%	4
MISSING PERSONS	337	280	-16.9%	-57
OBSTRUCT PEACE/PUBLIC OFFICERS	15	29	93.3%	14
OTHER CRIMINAL CODE OFFENCES	3	0	-100.0%	-3

PARKNG VIOLATIONS	86	65	-24.4%	-21
PEACE BONDS	21	17	-19.0%	-4
POSSESSION - COCAINE	12	16	33.3%	4
POSSESSION - FENTANYL	7	10	42.9%	3
POSSESSION - LSD	3	0	-100.0%	-3
POSSESSION - OTHER SCHEDULE I DRUGS / SUBSTANCE	11	24	118.2%	13
POSSESSION PROPERTY OBTAINED BY CRIME UNDER \$5K	63	38	-39.7%	-25
PROPERTY-FOUND	547	464	-15.2%	-83
PROPERTY-LOST	652	667	2.3%	15
PUBLIC COMPLAINT AGAINST MEMBER	35	47	34.3%	12
PUBLIC MISCHIEF	16	21	31.3%	5
ROBBERY - OTHER OFFENSIVE WEAPON	7	4	-42.9%	-3
SAFE STREETS ACT	5	1	-80.0%	-4
SEXUAL ASSAULT	69	76	10.1%	7
SHOPLIFTING UNDER \$5K	514	540	5.1%	26
SHOTS FIRED	44	36	-18.2%	-8
STRANDED PERSON	4	9	125.0%	5
SUSPICIOUS OCCURRENCES	2255	1977	-12.3%	-278
TAKE AUTO WITHOUT CONSENT OVER \$5K	8	17	112.5%	9
THEFT - OTHER OVER \$5K	19	14	-26.3%	-5
THEFT - OTHER UNDER \$5K	310	301	-2.9%	-9
THEFT FROM MAIL	18	13	-27.8%	-5
THEFT FROM MOTOR VEHICLE OVER \$5K	9	4	-55.6%	-5
THEFT FROM MOTOR VEHICLE UNDER \$5K	251	171	-31.9%	-80
THEFT MOTORCYCLE UNDER \$5K	5	2	-60.0%	-3
THEFT OF AUTO OVER \$5K	13	6	-53.8%	-7
THEFT OF AUTO UNDER \$5K	7	4	-42.9%	-3
THEFT OF BIKE UNDER \$5K	98	59	-39.8%	-39
THEFT OF OTHER VEHICLE OVER \$5K	2	5	150.0%	3
THEFT OF OTHER VEHICLE UNDER \$5K	2	7	250.0%	5
THEFT OF TRUCK OVER \$5K	21	9	-57.1%	-12
TRAFFIC - OTHER MOVING	2076	2014	-3.0%	-62
TRAFFICKING - FENTANYL	10	5	-50.0%	-5
TRAFFICKING - METHAMPHETAMINE	6	3	-50.0%	-3
TRAFFICKING - OTHER SCHEDULE I DRUGS/SUBSTANCES	12	9	-25.0%	-3
TRESPASS ACT	290	418	44.1%	128
TRESPASS AT NIGHT	27	19	-29.6%	-8
UNSPECIFIED ASSISTANCE	1178	1269	7.7%	91
UTTER THREATS - PROPERTY/ANIMAL	35	19	-45.7%	-16
UTTERS THREATS - PERSON	229	310	35.4%	81
WEAPONS - POSSESS CONTRARY TO ORDER	0	3	300.0%	3
WEAPONS POSSESSION	66	52	-21.2%	-14